Pekom

LIGHTNING PROTECTION SPECIALIST

Kraljevo, Serbia
Jošanička 77

Contact:
+381 36 362 739
office@pekom.rs

www.pekom.rs



Lightning protection catalogue

Pekom

LIGHTNING PROTECTION SPECIALIST

since 1969

Dragi kupci!
Dear customers!

Pekom je kompanija posvećena stvaranju vrhunskih rešenja u oblasti gromobranske zaštite, nastavljajući da gradi budućnost na čvrstim temeljima tradicije. Akvizicijom kompanije Optim iz Slovenije, čija istorija datira još iz 1969. godine, preuzeli smo bogato iskustvo i znanje koje traje više od pola veka.

Danas, spojem inovacija i proverenog kvaliteta, Pekom postavlja nove standarde sigurnosti i pouzdanosti. Naš tim svakodnevno radi na unapređenju proizvoda kako bismo opravdali vaše poverenje i obezbedili rešenja koja traju generacijama.

Pekom is a company dedicated to creating superior solutions in the field of lightning protection, continuing to build the future on the solid foundations of tradition. With the acquisition of the company Optim from Slovenia, whose history dates back to the 1969s, we took over rich experience and knowledge that lasts more than half a century.

Today, with a combination of innovation and proven quality, Pekom sets new standards of safety and reliability. Our team works daily to improve our products to earn your trust and provide solutions that last for generations.

Marko Peković

Kvalitet na prvom mestu!
Quality in the first place!

Pekom

LIGHTNING PROTECTION SPECIALIST

Sadržaj
Tabele Of Content

1		SN	Slemenski nosač Roof ridge brackets	13 – 15
2		KN	Krovni nosač Roof brackets	16 – 27
3		ZN	Zidni nosač Wall brackets	28 – 35
4		MO	Merni ormarić Measuring cabinets	36 – 38
5		MZ	Mehanička zaštita Mechanical protection	39 – 43
6		CO	Cevne obujmice Pipe clamps	44 – 50
7		KE	Kontaktni elementi Contact elements	51 – 60
8		PU	Provodnici i uzemljivači Conductors and earthing	61 – 64
9		SH	Štapne hvataljke Air - Termination Rods	65 – 68
10		A	Alati Tools	69 – 71

ZAŠTITA OD GROMA
LIGHTNING PROTECTION

Svrha sistema zaštite od groma je zaštita objekata od direktnih udara groma. Udar groma u objekte je opasan za ljude, same objekte njihov sadržaj i instalaciju. Mere zaštite koje se razmatraju u seriji standarda EN 62305 pokazale su se veoma efikasnim u smanjenju rizika. Na osnovu standarda EN 62305 se vrši projektovanje, izvođenje i održavanje instalacija i sistema za zaštitu od atmosferskog pražnjenja objekata bez obzira na njihovu visinu. Ovi standardi su namenjeni projektantima i izvođačima radova, kao i osobama koje vrše proveravanje i ispitivanje gromobranske instalacije.

The purpose of the lightning protection system is to protect structures from direct strikes. A lightning strike to structures is dangerous for people, the structures themselves, their contents, and installations. The protective measures considered in the EN 62305 series of standards have proven to be very effective in reducing risk. Based on the EN 62305 standard, the design, implementation, and maintenance of installations and systems for the protection of structures from atmospheric discharges are carried out regardless of their height. These standards are intended for designers and contractors, as well as for those who perform verification and testing of lightning protection installations.

	TABELA 1
EN 62305-1	ZAŠTITA OD ATMOSFERSKOG PRAŽNJENJA- DEO 1 OPŠTI PRINCIPI *Protection against lightning Part 1: General principles*
EN 62305-2	ZAŠTITA OD ATMOSFERSKOG PRAŽNJENJA- DEO 2 UPRAVLJANJE RIZIKOM *Protection against lightning Part 2: Risk management*
EN 62305-3	ZAŠTITA OD ATMOSFERSKOG PRAŽNJENJA- DEO 3 FIZIČKO OŠTEĆENJE OBJEKATA I OPASNOST PO ŽIVOT *Protection against lightning Part 3: Physical damage to structures and life hazard*
EN 62305-4	ZAŠTITA OD ATMOSFERSKOG PRAŽNJENJA- DEO 4 ELEKTRIČNI I ELEKTRONSKI SISTEMI U OBJEKTIMA *Protection against lightning Part 4: Electrical and electronic systems within structures*
CLC/TR 50469	Sistemi zaštite od atmosferskog pražnjenja – Simboli *Lightning protection systems - Symbols*

Drugi deo čini sedam standarda EN 62561 odnose se na elemente instalacije za zaštitu od atmosferskog pražnjenja.
Materijali i komponente za sisteme zaštite od groma moraju biti dizajnirani i testirani za električna, mehanička i hemijska opterećenja (npr. korozija) koja se mogu očekivati tokom upotrebe. Ovo se odnosi na sve komponente.

The second part consists of seven standards EN 62561 refer to installation elements for protection against atmospheric discharge.
Materials and components for lightning protection systems must be designed and tested for the electrical, mechanical and chemical stresses (eg corrosion) that can be expected during use. This applies to all components.

	TABELA 2
EN 62561-1	Komponente sistema za zaštitu od atmosferskog pražnjenja (LPSC) – Deo 1: Zahtevi za komponente za povezivanje *Lightning protection system components (LPSC) - Part 1: Requirements for connection components*
EN 62561-2	Komponente sistema za zaštitu od atmosferskog pražnjenja (LPSC) – Deo 2: Zahtevi za provodnike i uzemljivače *Lightning protection system components (LPSC) - Part 2: Requirements for conductors and earth electrodes*
EN 62561-3	Komponente sistema za zaštitu od atmosferskog pražnjenja (LPSC) - Deo 3: Zahtevi za iskrišta (ISG) *Lightning protection system components (LPSC) - Part 3: Requirements for isolating spark gaps (ISGs)*
EN 62561-4	Komponente sistema za zaštitu od atmosferskog pražnjenja (LPSC) – Deo 4: Zahtevi za držače provodnika *Lightning protection system components (LPSC) - Part 4: Requirements for conductor fasteners*
EN 62561-5	Komponente sistema za zaštitu od atmosferskog pražnjenja (LPSC) – Deo 5: Zahtevi za kućišta za pregled uzemljivača i zaptivke za uzemljivač *Lightning protection system components (LPSC) - Part 5: Requirements for earth electrode inspection housings and earth electrode seals*
EN 62561-6	Komponente sistema za zaštitu od atmosferskog pražnjenja (LPSC) – Deo 6: Zahtevi za brojače udara atmosferskog pražnjenja (LSC) *Lightning protection system components (LPSC) - Part 6: Requirements for lightning strike counters (LSCs)*
EN 62561-7	Komponente sistema za zaštitu od atmosferskog pražnjenja (LPSC) – Deo 7: Zahtevi za ispune za poboljšanje uzemljenja *Lightning protection system components (LPSC) - Part 7: Requirements for earthing enhancing compound*

EN 62305-1: Opšti principi
EN 62305-1: General principles

Deo sadrži informacije o riziku od udara groma, karakteristikama groma i parametrima koji se koriste za simulaciju efekata udara groma.

The section contains information on the risk of lightning strikes, the characteristics of lightning and the parameters used to simulate the effects of lightning strikes.

EN 62305-2: Procena rizik

EN 62305-2: Risk management

Upravljanje rizikom u skladu sa standardom EN 62305-2 uključuje analizu rizika kako bi se utvrdilo da li je potrebna zaštita od groma. Zatim se definiše tehnički i ekonomski optimalna mera zaštite.

Risk management according to EN 62305-2 includes a risk analysis to determine whether lightning protection is required. Then the technically and economically optimal protection measure is defined.

EN 62305-3

Ovaj deo standarda se bavi zaštitom od fizičkog oštećenja u objektima i oko njih i zaštitom živih bića od povreda usled napona dodira i napona koraka.Sistem zaštite od groma se sastoji od spoljašnjeg i unutrašnjeg sistema zaštite.
Spoljašna gromobranska zaštita deli se na:
-Prihvatni sistem - namena da prihvati udar groma u objekat
-Spusni sistem – bezbedno odvede struju groma prema zemlji
-Uzemljivački sistem – izvrši disperziju struje groma u zemlji

This part of EN 62305 deals with the protection, in and around a structure, against physical damage and injury to living beings due to touch and step voltages. The lightning protection system usually consists of both external and internal lightning protection systems.
- intercept a lightning flash to the structure (with an air-termination system),
- conduct the lightning current safely towards earth (using a down-conductor system),
- disperse the lightning current into the earth (using an earth-termination system).

Prihvatni sistem

Za projektovanje prihvatnog sistema koriste se sledeće metoda:

- metoda zaštitnog ugla
- metoda fiktivne sfere
- metoda prihvatne mreže

Metoda zaštitnog ugla je pogodna za jednostavne objekte ili isturene delove većih objekata
Metoda fiktivne sfere je pogodna za objekte složenog oblika
Metoda prihvatne mreže služi za opšte namene i naročito je pogodna za zaštitu ravnih površina.

Air-termination systems

The following methods are used to design the Air-termination systems:
– the protection angle method;
– the rolling sphere method;
– the mesh method.
– the protection angle method is suitable for simple objects or projecting parts of larger objects
– the rolling sphere method is suitable for objects of complex shape
– the mesh method serves general purposes and is particularly suitable for the protection of flat surfaces.

Klasa zaštite LPS-a *Class of LPS*	Metoda zaštite *Pretection method*			Udaljenost između spusnih provodnika *Typical down conductor spacing (m)*
	Poluprečnik fiktivne sfere r (m) *Rolling sphere radius r (m)*	Zaštitni ugao α° *Protective method* α°	Veličina okca mreže W(m) *Mesh size W(m)*	
I	20	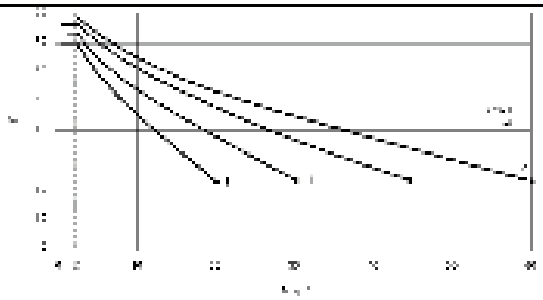	5x5	10
II	30		10x10	10
III	45		15x15	15
IV	60		20x20	20

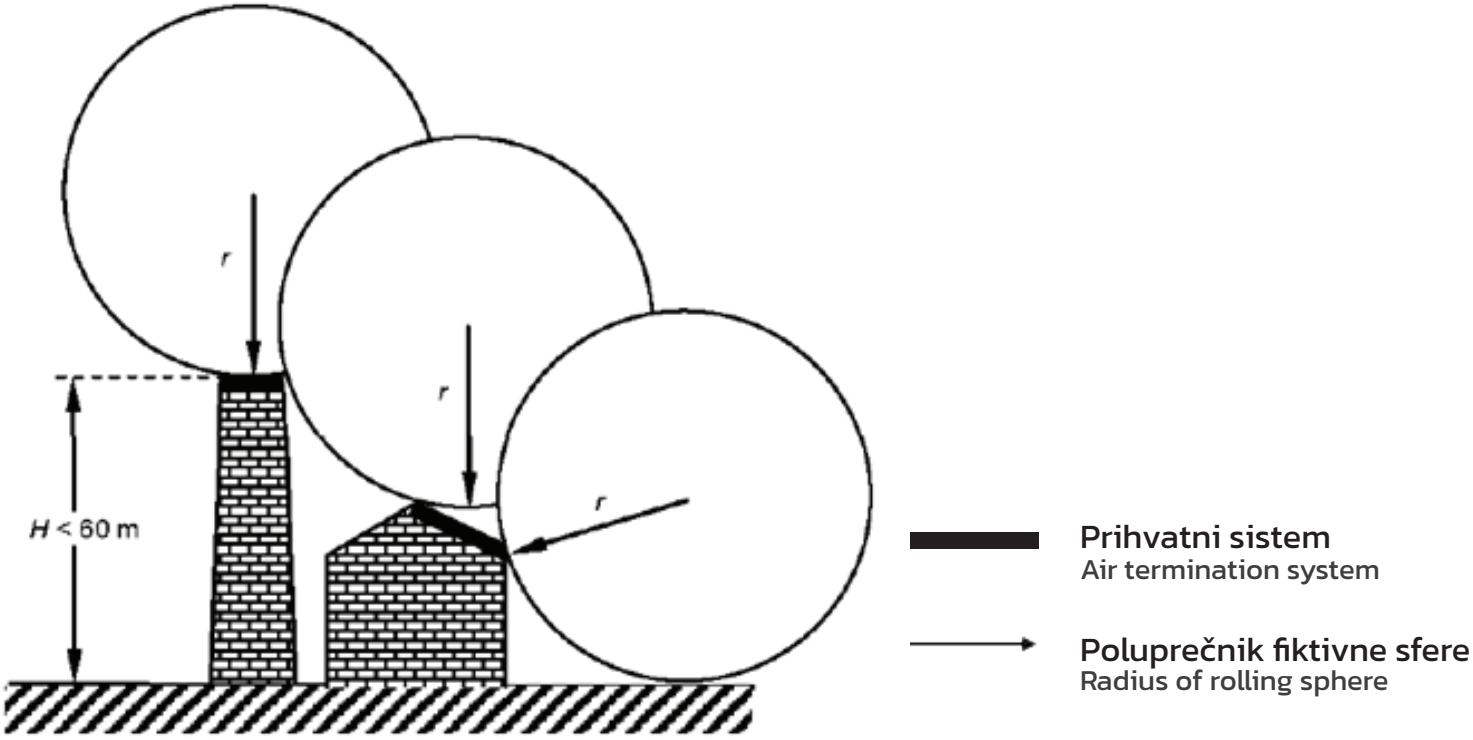

Slika 1. Projektovanje prihvatnog sistema primenom metode fiktivne sfere
Picture 1. Design of an air-termination system according to the rolling sphere method

Prihvatni sistem je adekvatno postavljen ako nijedna tačka objekta koji se štiti ne dodiruje sferu poluprečnika r, koji zavisi od klase LPS-a (tabela 3.) Sfera se kotrlja preko objekta u svim mogućim smerovima. Verovatnoća udara udara groma u bočne strane po pravilu je zanemarljiva za objekte niže od 60 m.
Kod objekata viših od 60 m mogu se pojaviti bočni udari, zbog toga treba razmotriti instalisanje bočnih prihvatnih sistema tako da zaštiti gornji deo objekata (gornjih 20% visine). U tom slučaju metoda fiktivne sfere se primenjuje samo za postavljanje prihvatnog sistema na krovu objekta.

The air-termination system is adequately installed if no point of the protected structure touches a sphere with radius (r), which depends on the LPS class (Table 3). The sphere rolls over the structure in all possible directions. The probability of a lightning strike to the sides is generally negligible for structures lower than 60 meters.

For structures taller than 60 meters, side strikes may occur, so it is necessary to consider installing side air-termination systems to protect the upper part of the structures (upper 20% of the height). In this case, the rolling sphere method is applied only for installing the air-termination system on the roof of the structure.

Sistem spusnih provodnika
Down conductor system

Prilikom izbora broja i položaja spusteva treba uzeti u obzir da je rizik od preskoka i elektromagnetskih smetnji unutar objekta manji, ako je struja groma raspodeljena između nekoliko spusnih provodnika. Potrebno je spusteve ravnomerno i simetrično rasporediti po obodu objekta. Raspodelu struje poboljšava veći broj spusteva i prstenovi koji ih međusobno spajaju (izjednačenje potencijala). Usklađivanjem prihvatnog sistema spusteva i uzemljenja potrebno je postići najkraću putanju struje groma.
Tipična udaljenost između spusteva u zavisnosti od klase LPS je data u tabeli 3

When selecting the number and position of down conductors, it is important to consider that the risk of dangerous sparking and electromagnetic interference within the building is reduced if the lightning current is distributed among several down conductors. The down conductors should be evenly and symmetrically distributed around the perimeter of the building. The distribution of current is improved by a larger number of down conductors and rings that connect them (potential equalization). By aligning the down conductor system and grounding, the shortest path for the lightning current should be achieved. The typical distance between down conductors depending on the LPS class is given in Table 3.

Slika 2. Projektovanje prihvatnog sistema LPS-a prema metodi zaštitnog ugla i metodi mreže provodnika

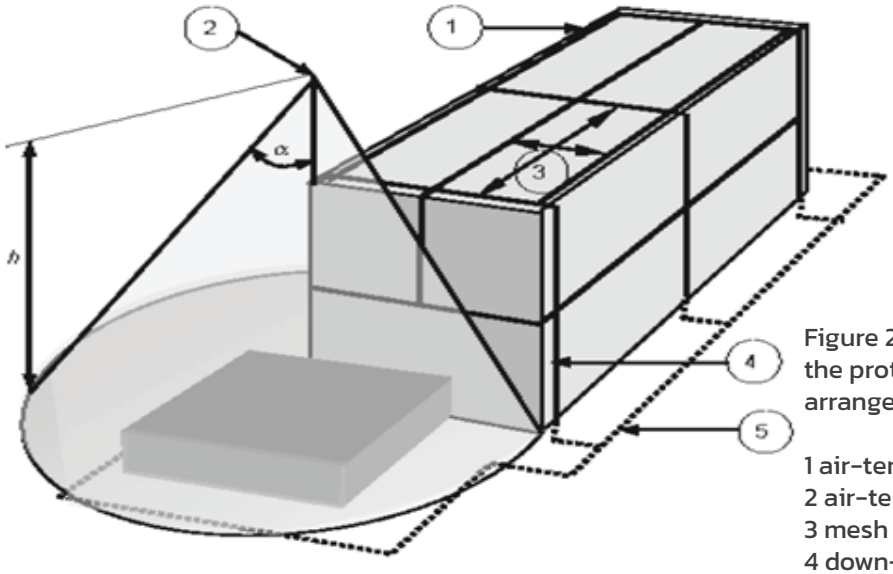

1. Prihvatni provodnik
2. Štapna hvataljka
3. Veličina okca mreže
4. Spusni provodnik
5. Sistem uzemljenja sa prstenastim provodnikom

h - štapne hvataljke iznad zemlje
α - zaštitni ugao

Figure 2. Design of an LPS air-termination according to the protection angle method, mesh method and general arrangement of air-termination elements

1 air-termination conductor
2 air-termination rod
3 mesh size
4 down-conductor
5 earthing system with ring conducto
h - height of the air-terminal above ground level
α - protection angle

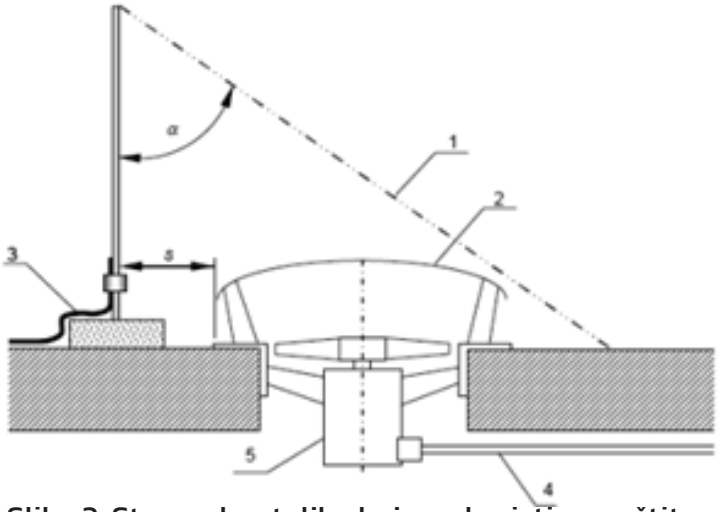

1. zaštitna zona
2. metalna konstrukcija el.uređaja
3. prihvatni provodnik
4. električna instalacija-provodnik
5. el. Uređaj (npr. uređaj za ventilaciju ili klimatizaciju)

S -razmak razdvajanja
α - zaštitni ugao

1. protective cone
2. metal construction of electrical devices
3. horizontal air-termination conductor
4. electrical installation-conductor
5. el. Device (e.g. ventilation or air conditioning device)

S - separation distance
α - protective angle

Slika 3. Stapna hvataljka koja se koristi za zaštitu el.uređaja na krovu (bez izjednačenja potencijala između metalnog kućišta i prihvatnog sistema)

Kućište uređaja od izolacionog ili provodnog materijala, koji sadrže električnu ili elektronsku opremu, treba da budu postavljeni unutar prostora štićenog prihvatnim sistemom. Direktan udar groma u kućište uređaja doveo bi ne samo do njegovog uništenja, već i do velikih oštećenja električne i elektronske opreme povezane sa njim i ostalih uređaja unutar objekta.

Figure 3. Air-termination rod used to protect electrical devices on the roof (without equipotential bonding between the metal housing and the receiving system)

The enclosures of devices made of insulating or conductive material, which contain electrical or electronic equipment, should be placed within the area protected by the air-termination system. A direct lightning strike to the device enclosure would not only lead to its destruction but also cause significant damage to the electrical and electronic equipment connected to it and other devices within the structure.

Sistem uzemljenja
Earth-termination system

Zadatak uzemljenja je provođenje struje groma u zemlju, izjednačenje potencijala spusteva i kotrola potencijala u blizini provodnih delova objekta.
Dubina ukopavanja i tip uzemljivača treba da budu takvi da se izbegne korozija, sušenje i smrzavanje zemlje.
Preporučuje se da se prvih pola metra vertikalnog uzemljivača ne smatra efikasnim u uslovima smrzavanja zemlje.
Duboko ukopani uzemljivači mogu biti efikasni kada specifična otpornost opada sa dubinom zemlje i kada se slojevi manje otpornosti nalaze na dubinama većim od onih do kojih se štapni uzemljivači obično pobadaju.

Ispitni spoj olakšava merenje otpornosti uzemljenja.

Tipovi rasporeda uzemljivača

Raspored tipa A
Sistem uzemljenja tipa A je odgovarajući za niske objekte (porodične kuće) i postojeće objekte.
Sastoji se od horizontalnih i vertikalnih uzemljivača (sondi) povezanih sa svakim spustem.

Raspored tipa B

Prstenasti uzemljivač treba da bude ukopan na dubini od najmanje 0,5m i na udaljenosti od 1m od spoljnih zidova.

Temeljni uzemljivač se sastoji od provodnika postavljenih ispod površine zemlje u temelj objekta (u beton). Prednost takvih uzemljivača je što su zaštićeni od korozije. Treba napomenuti da armatura u betonu generiše galvanski potencijal iste visine kao bakarni provodnici u zemlji. Time se dobija dobro inženjersko rešenje projekta sistema uzemljenja.
Tamo gde je nivo podzemnih voda visok, temelj objekta treba da se izoluje od podzemnih voda, ispod temelja se postavlja hidroizolacija koja ujedno predstavlja i elektroizolaciju. Uobičajena praksa kod takvih vodonepropusnih temelja jeste da se na dno jame za temelj nalije mršavi sloj betona približno 10-15cm debljine na koji se polaže izolacija, a zatim i betonski temelj
U mršavi sloj betona na dnu jame za temelj mora se postaviti temeljni uzemljivač, koji se sastoji od mreže čije okce nije veće od 10m.
Ako izvođač građevinskih radova ne dozvoljava prodor provodnika kroz hidroizolaciju, veze sa uzemljivačima treba napraviti izvan objekta.

Sistem uzemljenja
Earth-termination system

The task of the earth-termination system is to conduct the lightning current into the ground, equalize the potential of the down conductors, and control the potential near the conductive parts of the structure. The depth of burial and type of earth-termination system should be such that corrosion, drying, and freezing of the soil are avoided. It is recommended that the first half meter of the vertical earth-termination system is not considered effective in freezing soil conditions. Deeply buried earth-termination systems can be effective when the specific resistance decreases with soil depth and when layers of lower resistance are found at depths greater than those typically reached by rod electrodes. A test joint facilitates the measurement of earth-termination system resistance.

Types of earth-termination system arrangements:

Type A Arrangement: The Type A earth-termination system is suitable for low structures (residential houses) and existing structures. It consists of horizontal and vertical earth-termination systems (probes) connected to each down conductor.

Type B Arrangement: A ring earth-termination system should be buried at a depth of at least 0.5 meters and at a distance of 1 meter from the outer walls. The foundation earth-termination system consists of conductors placed below the ground surface in the building's foundation (in concrete). The advantage of such earth-termination systems is that they are protected from corrosion. It should be noted that the reinforcement in the concrete generates a galvanic potential of the same height as copper conductors in the ground, providing a good engineering solution for the earth-termination system design.

Where the groundwater level is high, the building foundation should be isolated from groundwater by placing waterproofing, which also acts as electrical insulation, under the foundation. The usual practice for such waterproof foundations is to pour a lean concrete layer approximately 10–15 cm thick at the bottom of the foundation pit, on which the insulation is laid, followed by the concrete foundation. In the lean concrete layer at the bottom of the foundation pit, a foundation earth-termination system must be placed, consisting of a mesh with a mesh size not exceeding 10 meters. If the construction contractor does not allow the penetration of conductors through the waterproofing, connections to the earth-termination systems should be made outside the structure.

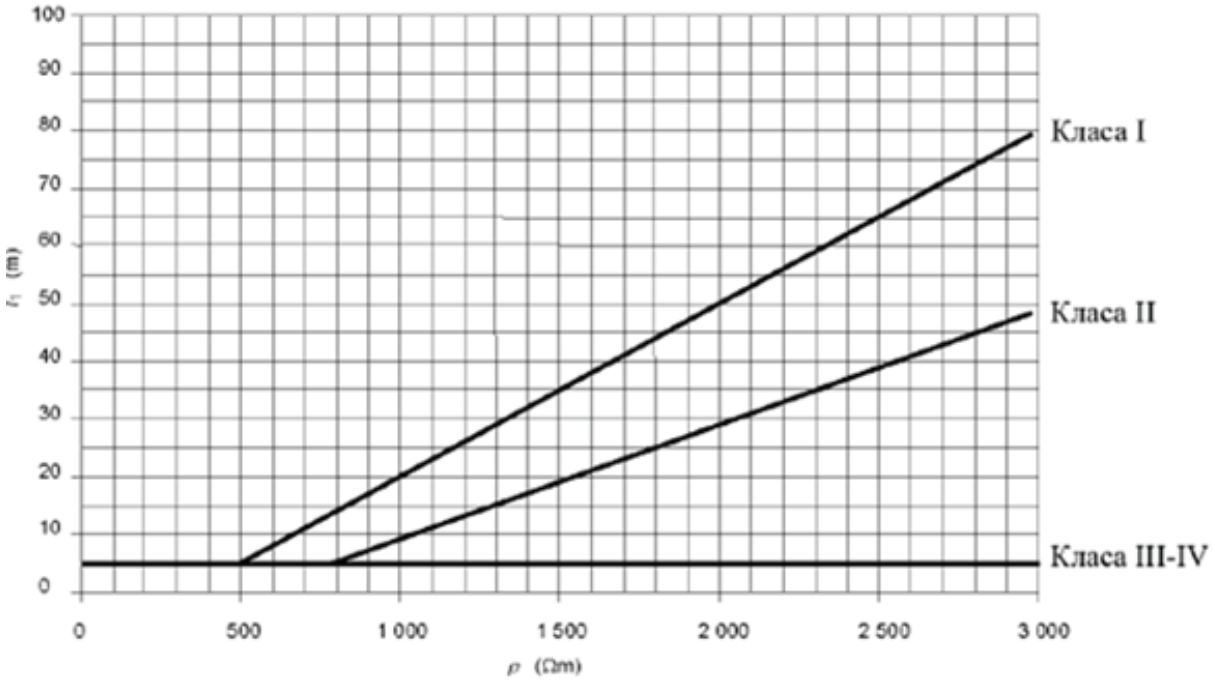

Grafik 1. Najmanja dužina l1 svakog uzemljivača u odnosu na klasu LPS-a

Najmanja dužina uzemljivača:
l1 za horizontalne uzemljivače
0,5 l1 za vertikalne uzemljivače (sonde)
re ≥ l1 za prstenaste ili temeljne uzemljivače - srednji poluprečnik re površine koju obuhvata uzemljivač ne sme biti manji od iznosa l1

Graph 1. The smallest length l1 of each grounding device in relation to the class of LPS

Minimum length l1 of each earth electrode according to the class of LPS
The minimum length of each earth electrode at the base of each down-conductor is
– l1 for horizontal electrodes, or
– 0,5 l1 for vertical (or inclined) electrodes
For the ring earth electrode (or foundation earth electrode), the mean radius re of the area enclosed by the ring earth electrode shall be not less than the value l1:

EN 62305-4

U ovom standardu date su adekvatne mere za zaštitu od prenapona (SPM) unutar objekta, pomoću kojih se može smanjiti rizik od trajnih kvarova zbog elektromagnetskih impulsa usled atmosferskog pražnjenja (LEMP)
-Sistemi za izjednačavanje potencijala na granici zaštitnih zona
-Magnetno ekraniranje
-Prenaponska zaštita (SPD) – Surge Protection Devices.

EN 62305-4

This standard provides adequate measures for surge protection (SPM)systems within a facility to reduce the risk of permanent failure due to LEMPs.
-Systems for equalizing the potential at the border of protective zones
-Magnetic shielding
- Surge Protection Devices (SPD).

Literatura: *Zaštita od atmosferskog pražnjenja (zbirka standarda i srodnih dokumenata) Knjiga 1, Institut za standardizaciju Srbije, Beograd, 2017.*

Legenda:

- V2A — INOX 1.4301
- V4A — INOX 1.4571
- Cu — Bakar
- Al — Aluminijum
- N-N — Plastika-UV stabilan
- PE — Polietilen-UV stabilan
- UP 1000 — UP
- PL — Pocinkovani lim
- TC — Toplo pocinkovano potapanjem

Kompatibilnost materijala:
Compatibility of materials

	Nerđajući čelik *Stainless steel*	FeZn	Titanijum *Titanium*	Aluminijum *Aluminum*	Bakar *Copper*
Nerđajući čelik *Stainless steel*	+	+	+	+	+
Bakar *Copper*	+	–	–	–	+
FeZn	+	+	+	+	–
Titanijum *Titanium*	+	+	+	+	–
Aluminijum *Aluminum*	+	+	+	+	–

Gromobranska zaštita industrijskog objekta:

Lightning protection of an industrial building:

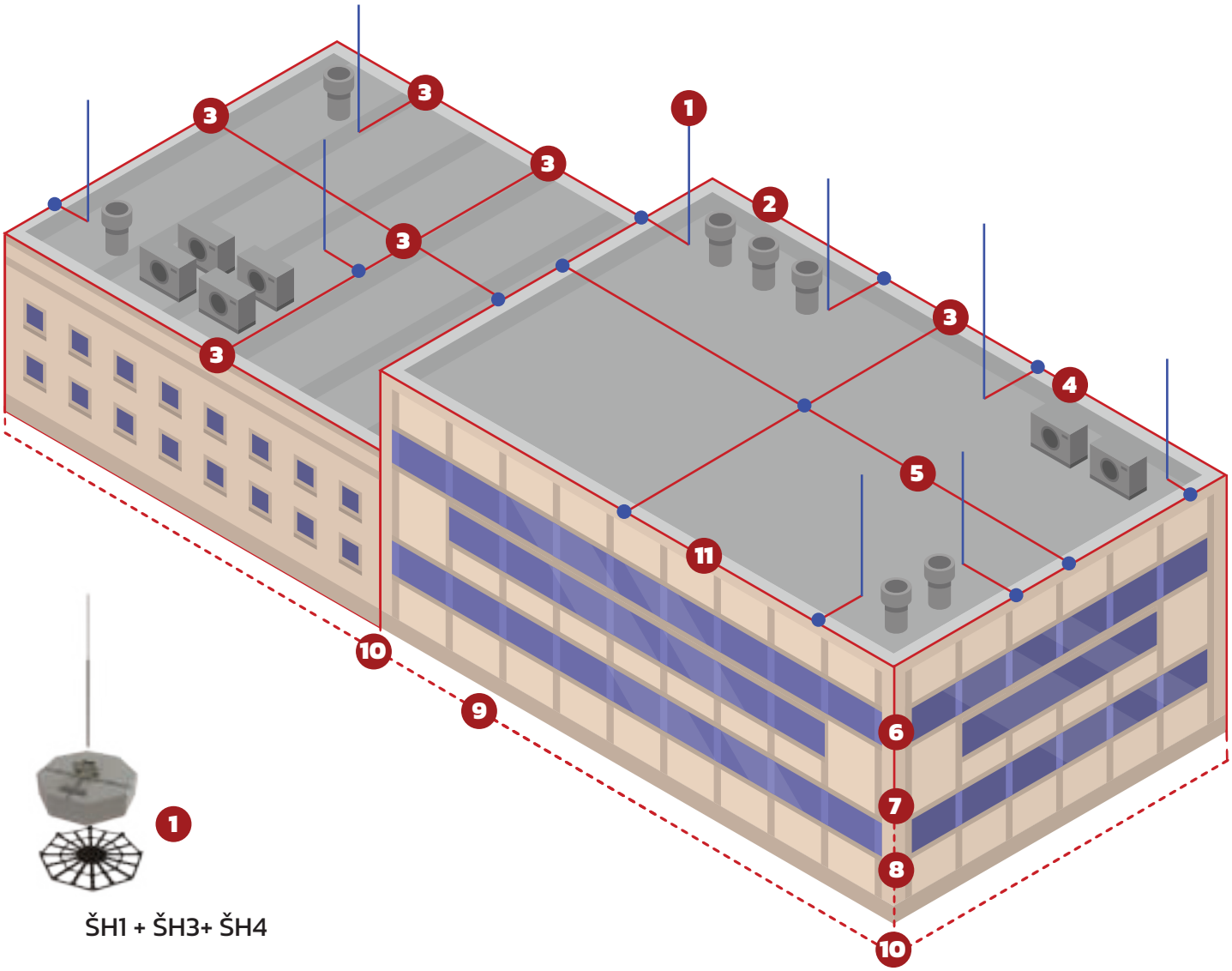

ŠH1 + ŠH3+ ŠH4



PU3



KN1



KN3



MZ1+MZ3



KE1



KE14



KE24



KE2



PU4



PU9

Gromobranska zaštita stambenog objekta:

Lightning protection of residential building:

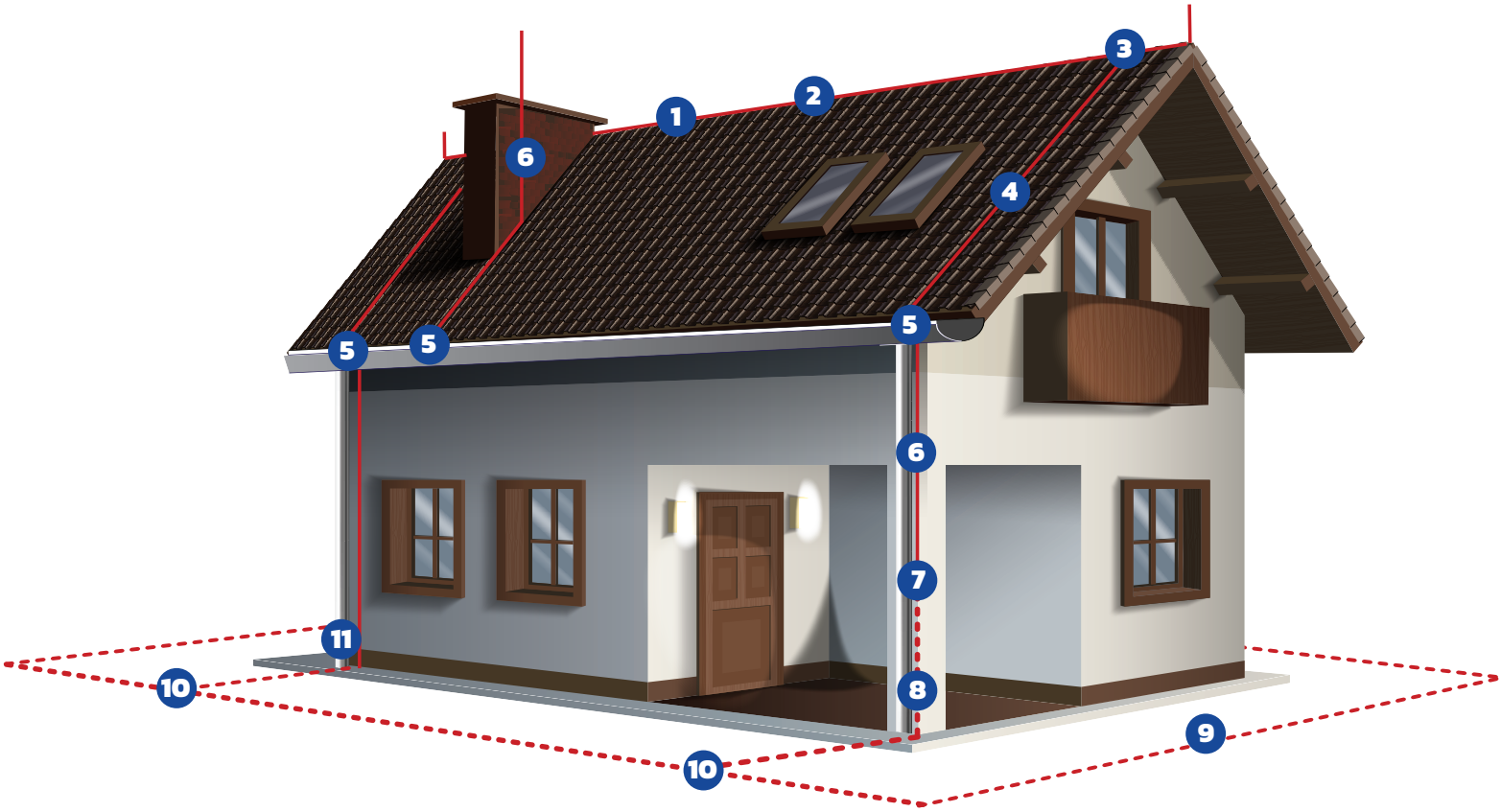

1



PU3

2



KN3

4



KN5

6



ZN1

8



MZ1+MZ3

10



KE1

3



KE14

5



KE16

7



KE2

9



PU4

11



CO3

1. Slemenski nosači

Roof Ridge Brackets



SN

SN1 slemenski nosač
SN1 roof ridge bracket



	Materijal Material	Provodnik *(mm)* Conductor *(mm)*	Šifra artikla & Bar kod Article & Barcode	Pakovanje *(kom)* Pack *(piece)*	Tip Typ
1	V2A	Ø 8	10000111 8605050589998	25	SN1 Ø8 V2A
	V4A	Ø 8	10000212 8605050590000	25	SN1 Ø8 V4A
	CU	Ø 8	10000313 8605050590017	25	SN1 K Ø8 Cu
2	V2A	Ø 8–10	10000411 8605050590024	25	SN1 Ø8–10 V2A
	V4A	Ø 8–10	10000512 8605050590031	25	SN1 Ø8–10 V4A
	CU	Ø 8	10000613 8605050590048	25	SN1 Ø8 Cu

Obuhvatni slemenski nosač, namenjen za montažu provodnika po slemenu krova pokrivenog crepom BRAMAC, BIBER, TONDACH, KOREC, CREATON i sličnim.

Adjustable in steps with conductor holder, intended for mounting conductors on the ridge of a tiled roof BRAMAC, BIBER, TONDACH, KOREC, CREATON and the like.

SN2 slemenski nosač
SN2 roof ridge bracket



	Materijal Material	Provodnik *(mm)* Conductor *(mm)*	Šifra artikla & Bar kod Article & Barcode	Pakovanje *(kom)* Pack *(piece)*	Tip Typ
1	V2A	Ø 8	10000711 8605050590055	100	SN2 Ø8 V2A
	V4A	Ø 8	10000812 8605050590062	100	SN2 Ø8 V4A
	CU	Ø 8	10000913 8605050590079	100	SN2 K Ø8 Cu
2	V2A	Ø 8–10	10001011 8605050590086	100	SN2 Ø8–10 V2A
	V4A	Ø 8–10	10001112 8605050590093	100	SN2 Ø8–10 V4A
	CU	Ø 8	10001213 8605050590109	100	SN2 Ø8 Cu

Slemenski nosač, namenjen za montažu provodnika po slemenu krova pokrivenog crepom BRAMAC, BIBER, TONDACH, KOREC, CREATON i sličnim.

Roof ridge bracket, intended for mounting conductors on the ridge of a tiled roof BRAMAC, BIBER, TONDACH, KOREC, CREATON and the like.

SN3 slemenski nosač
SN3 roof ridge bracket



	Materijal Material	Provodnik *(mm)* Conductor *(mm)*	Šifra artikla & Bar kod Article & Barcode	Pakovanje *(kom)* Pack *(piece)*	Tip Typ
1	N-N	Ø 8 - 10	10001315 8605050590116	100	SN3 Ø8–10 N-NS

Slemenski nosač, namenjen za montažu provodnika po slemenu krova pokrivenog crepom BRAMAC, BIBER, TONDACH, KOREC, CREATON i sličnim.

Roof ridge bracket, intended for mounting conductors on the ridge of a tiled roof BRAMAC, BIBER, TONDACH, KOREC, CREATON and the like.

Boja:
Color:





2. Krovni nosači

Roof Brackets



Roof brackets



KN

KN1 krovni nosač
KN1 roof bracket



1





2

	Materijal Material	Provodnik *(mm)* Conductor *(mm)*	Šifra artikla & Bar kod Article & Barcode	Pakovanje *(kom)* Pack *(piece)*	Tip Typ
1	V2A	Ø 8-10	20000111 8605050590123	100	KN1 Ø8-10 V2A
	V4A	Ø 8-10	20000212 8605050590130	100	KN1 Ø8-10 V4A
2	V2A	Ø 8	20000311 8605050590147	100	KN1 Ø8 V2A
	V4A	Ø 8	20000412 8605050590154	100	KN1 Ø8 V4A

Krovni nosač, pogodan za pričvršćivanje na atiku koja je pokrivena limenom opšivkom.

Roof bracket, intended for fastening to an attic covered with sheet metal cladding.

KN2 krovni nosač
KN2 roof bracket

1





2

	Materijal Material	Provodnik *(mm)* Conductor *(mm)*	Šifra artikla & Bar kod Article & Barcode	Pakovanje *(kom)* Pack *(piece)*	Tip Typ
1	V2A	Ø 8	20011311 8605050595081	100	KN2 Ø8 V2A
	V4A	Ø 8	20011412 8605050595098	100	KN2 Ø8 V4A
2	V2A	Ø 8-10	20011511 8605050595104	100	KN2 Ø8-10 V2A
	V4A	Ø 8-10	20011612 8605050595111	100	KN2 Ø8-10 V4A

Krovni nosač, namenjen za montažu provodnika na krovne pokrivače TEGOLA, GUTANIT, ONDULINE i slične.

Roof bracket, intended for mounting conductors on roof coverings such as TEGOLA, GUTANIT, ONDULINE and the like.

KN3 krovni nosač
KN3 roof bracket

1





2

	Materijal Material	Provodnik *(mm)* Conductor *(mm)*	Šifra artikla & Bar kod Article & Barcode	Pakovanje *(kom)* Pack *(piece)*	Tip Typ
1	V2A	Ø 8	20000511 8605050590161	100	KN3 Ø8 V2A
	V4A	Ø 8	20000612 8605050590178	100	KN3 Ø8 V4A
2	V2A	Ø 8-10	20000711 8605050590185	100	KN3 Ø8-10 V2A
	V4A	Ø 8-10	20000812 8605050590192	100	KN3 Ø8-10 V4A

Krovni nosač, namenjen za montažu provodnika na limene krovne pokrivače poput Trimo i slične, vlaknocementne krovne pokrivače Salonit Valovitka i slične.

Roof bracket, intended for mounting conductors on sheet metal roofing such as TRIMO and the like, fiber-cement roofing Salonit Valovitka and the like.

KN4 krovni nosač
KN4 roof bracket



Boja:
Color:

	Materijal Material	Provodnik *(mm)* Conductor *(mm)*		Šifra artikla & Bar kod Article & Barcode	Pakovanje *(kom)* Pack *(piece)*	Tip Typ
1	N-N	Ø 8 - 10		20000915 8605050590208	150	KN4 Ø8-10 N-N

Krovni nosač, namenjen za montažu provodnika na limene krovne pokrivače poput Trimo i slične, vlaknocementne krovne pokrivače Salonit Valovitka i slične

Roof bracket, intended for mounting conductors on sheet metal roofing such as TRIMO and the like, fiber-cement roofing Salonit Valovitka and the like.

KN5 krovni nosač
KN5 roof bracket

1



2



	Materijal Material	Provodnik *(mm)* Conductor *(mm)*		Šifra artikla & Bar kod Article & Barcode	Pakovanje *(kom)* Pack *(piece)*	Tip Typ
1	V2A	Ø 8		20001011 8605050590215	80	KN5 Ø8 V2A
	V4A	Ø 8		20001112 8605050590222	80	KN5 Ø8 V4A
	CU	Ø 8		20001213 8605050590239	80	KN5 K Ø8 Cu
2	V2A	Ø 8-10		20001311 8605050590246	80	KN5 Ø8-10 V2A
	V4A	Ø 8-10		20001412 8605050590253	80	KN5 Ø8-10 V4A
	CU	Ø 8		20001513 8605050590260	80	KN5 Ø8 Cu

Krovni nosač, namenjen za montažu provodnika na krov koji je pokriven crepom Bramac, Kikinda i sličnim.

Roof bracket, intended for mounting conductors on the roof covered with tiles Bramac, Kikinda and the like.

KN6 krovni nosač
KN6 roof bracket

1



2



	Materijal Material	Provodnik *(mm)* Conductor *(mm)*		Šifra artikla & Bar kod Article & Barcode	Pakovanje *(kom)* Pack *(piece)*	Tip Typ
1	V2A	Ø 8		20001611 8605050590277	80	KN6 Ø8 V2A
	V4A	Ø 8		20001712 8605050590284	80	KN6 Ø8 V4A
	CU	Ø 8		20001813 8605050590291	80	KN6 K Ø8 Cu
2	V2A	Ø 8-10		20001911 8605050590307	80	KN6 Ø8-10 V2A
	V4A	Ø 8-10		20002012 8605050590314	80	KN6 Ø8-10 V4A
	CU	Ø 8		20002113 8605050590321	80	KN6 Ø8 Cu

Krovni nosač, namenjen za montažu provodnika na krov koji je pokriven crepom Biber i sličnim.

Roof bracket, intended for mounting conductors on the roof covered with tiles Biber and the like.

KN7 krovni nosač
KN7 roof bracket



	Materijal / Material	Provodnik (mm) / Conductor (mm)	Šifra artikla & Bar kod / Article & Barcode	Pakovanje (kom) / Pack (piece)	Tip / Typ
1	V2A	Ø 8	20002211 8605050590338	80	KN7 Ø8 V2A
	V4A	Ø 8	20002312 8605050590345	80	KN7 Ø8 V4A
	CU	Ø 8	20002413 8605050590352	80	KN7 K Ø8 Cu
2	V2A	Ø 8-10	20002511 8605050590369	80	KN7 Ø8-10 V2A
	V4A	Ø 8-10	20002612 8605050590376	80	KN7 Ø8-10 V4A
	CU	Ø 8	20002713 8605050590383	80	KN7 Ø8 Cu

Krovni nosač, namenjen za montažu provodnika na krov koji je pokriven crepom Tondach Landdach Verschiebeziegel i sličnim.

Roof bracket, intended for mounting conductors on the roof covered with tiles Tondach Landdach Verschiebeziegel and the like.

KN8 krovni nosač
KN8 roof bracket



	Materijal / Material	Provodnik (mm) / Conductor (mm)	Šifra artikla & Bar kod / Article & Barcode	Pakovanje (kom) / Pack (piece)	Tip / Typ
1	V2A	Ø 8	20002811 8605050590390	80	KN8 Ø8 V2A
	V4A	Ø 8	20002912 8605050590406	80	KN8 Ø8 V4A
	CU	Ø 8	20003013 8605050590413	80	KN8 Ø8 Cu
2	V2A	Ø 8-10	20003111 8605050590420	80	KN8 Ø8-10 V2A
	V4A	Ø 8-10	20003212 8605050590437	80	KN8 Ø8-10 V4A
	CU	Ø 8	20003313 8605050590444	80	KN8 Ø8 Cu

Krovni nosač, namenjen za montažu provodnika na krov koji je pokriven crepom Gerard, Decra, Hosekra i sličnim.

Roof bracket, intended for mounting conductors on the roof covered with tiles Gerard, Decra, Hosekra and the like.

KN9 krovni nosač
KN9 roof bracket



	Materijal / Material	Provodnik (mm) / Conductor (mm)	Šifra artikla & Bar kod / Article & Barcode	Pakovanje (kom) / Pack (piece)	Tip / Typ
1	V2A	Ø 8	20003411 8605050590451	80	KN9 Ø8 V2A
	V4A	Ø 8	20003512 8605050590468	80	KN9 Ø8 V4A
	CU	Ø 8	20003613 8605050590475	80	KN9 Ø8 Cu
2	V2A	Ø 8-10	20003711 8605050590482	80	KN9 Ø8-10 V2A
	V4A	Ø 8-10	20003812 8605050590499	80	KN9 Ø8-10 V4A
	CU	Ø 8	20003913 8605050590505	80	KN9 Ø8 Cu

Krovni nosač, namenjen za montažu provodnika na krov koji je pokriven crepom Tondach Sulm, Creaton Simfonie, Creaton Harmonie i sličnim.

Roof bracket, intended for mounting conductors on the roof covered with tiles Tondach Sulm, Creaton Simfonie, Creaton Harmonie and the like.

KN10 krovni nosač
KN10 roof bracket

1



2



	Materijal Material	Provodnik *(mm)* Conductor *(mm)*	Šifra artikla & Bar kod Article & Barcode	Pakovanje *(kom)* Pack *(piece)*	Tip Typ
1	V2A	Ø 8	20004011 8605050590512	80	KN10 Ø8 V2A
	V4A	Ø 8	20004112 8605050590529	80	KN10 Ø8 V4A
	CU	Ø 8	20004213 8605050590536	80	KN10 K Ø8 Cu
2	V2A	Ø 8–10	20004311 8605050590543	80	KN10 Ø8–10 V2A
	V4A	Ø 8–10	20004412 8605050590550	80	KN10 Ø8–10 V4A
	CU	Ø 8	20004513 8605050590567	80	KN10 Ø8 Cu

Krovni nosač, namenjen za montažu provodnika na krov koji je pokriven crepom Tondach Landdach i sličnim.

Roof bracket, intended for mounting conductors on the roof covered with tiles Tondach Landdach and the like.

KN11 krovni nosač
KN11 roof bracket

1



2



	Materijal Material	Provodnik *(mm)* Conductor *(mm)*	Šifra artikla & Bar kod Article & Barcode	Pakovanje *(kom)* Pack *(piece)*	Tip Typ
1	V2A	Ø 8	20004611 8605050590574	80	KN11 Ø8 V2A
	V4A	Ø 8	20004712 8605050590581	80	KN11 Ø8 V4A
	CU	Ø 8	20004813 8605050590598	80	KN11 K Ø8 Cu
2	V2A	Ø 8–10	20004911 8605050590604	80	KN11 Ø8–10 V2A
	V4A	Ø 8–10	20005012 8605050590611	80	KN11 Ø8–10 V4A
	CU	Ø 8	20005113 8605050590628	80	KN11 Ø8 Cu

Krovni nosač, namenjen za montažu provodnika na krov koji je pokriven crepom Tondach Carmen i sličnim.

Roof bracket, intended for mounting conductors on the roof covered with tiles Tondach Carmen and the like.

KN12 krovni nosač
KN12 roof bracket

1



2



	Materijal Material	Provodnik *(mm)* Conductor *(mm)*	Šifra artikla & Bar kod Article & Barcode	Pakovanje *(kom)* Pack *(piece)*	Tip Typ
1	V2A	Ø 8	20005211 8605050590635	80	KN12 Ø8 V2A
	V4A	Ø 8	20005312 8605050590642	80	KN12 Ø8 V4A
	CU	Ø 8	20005413 8605050590659	80	KN12 K Ø8 Cu
2	V2A	Ø 8–10	20005511 8605050590666	80	KN12 Ø8–10 V2A
	V4A	Ø 8–10	20005612 8605050590673	80	KN12 Ø8–10 V4A
	CU	Ø 8	20005713 8605050590680	80	KN12 Ø8 Cu

Krovni nosač, namenjen za montažu provodnika na krov koji je pokriven crepom Tondach Strangfalz i sličnim.

Roof bracket, intended for mounting conductors on the roof covered with tiles Tondach Strangfalz and the like.

KN13 krovni nosač

KN13 roof bracket



	Materijal Material	Provodnik *(mm)* Conductor *(mm)*	Šifra artikla & Bar kod Article & Barcode	Pakovanje *(kom)* Pack *(piece)*	Tip Typ
1	V2A	Ø 8	20005811 8605050590697	80	KN13 Ø8 V2A
	V4A	Ø 8	20005912 8605050590703	80	KN13 Ø8 V4A
	CU	Ø 8	20006013 8605050590710	80	KN13 Ø8 Cu
2	V2A	Ø 8–10	20006111 8605050590727	80	KN13 Ø8–10 V2A
	V4A	Ø 8–10	20006212 8605050590734	80	KN13 Ø8–10 V4A
	CU	Ø 8	20006313 8605050590741	80	KN13 Ø8 Cu

Krovni nosač, namenjen za montažu provodnika na krov koji je pokriven crepom Creaton Balance i sličnim.

Roof bracket, intended for mounting conductors on the roof covered with tiles Creaton Balance and the like.

KN14 krovni nosač

KN14 roof bracket



	Materijal Material	Provodnik *(mm)* Conductor *(mm)*	Šifra artikla & Bar kod Article & Barcode	Pakovanje *(kom)* Pack *(piece)*	Tip Typ
1	V2A	Ø 8	20006411 8605050590758	80	KN14 Ø8 V2A
	V4A	Ø 8	20006512 8605050590765	80	KN14 Ø8 V4A
	CU	Ø 8	20006613 8605050590772	80	KN14 Ø8 Cu
2	V2A	Ø 8–10	20006711 8605050590789	80	KN14 Ø8–10 V2A
	V4A	Ø 8–10	20006812 8605050590796	80	KN14 Ø8–10 V4A
	CU	Ø 8	20006913 8605050590802	80	KN14 Ø8 Cu

Krovni nosač, namenjen za montažu provodnika na krov koji je pokriven crepom Creaton Domino i sličnim.

Roof bracket, intended for mounting conductors on the roof covered with tiles Creaton Domino and the like.

KN15 krovni nosač

KN15 roof bracket



	Materijal Material	Provodnik *(mm)* Conductor *(mm)*	Šifra artikla & Bar kod Article & Barcode	Pakovanje *(kom)* Pack *(piece)*	Tip Typ
1	V2A	Ø 8	20007011 8605050590819	80	KN15 Ø8 V2A
	V4A	Ø 8	20007112 8605050590826	80	KN15 Ø8 V4A
	CU	Ø 8	20007213 8605050590833	80	KN15 Ø8 Cu
2	V2A	Ø 8–10	20007311 8605050590840	80	KN15 Ø8–10 V2A
	V4A	Ø 8–10	20007412 8605050590857	80	KN15 Ø8–10 V4A
	CU	Ø 8	20007513 8605050590864	80	KN15 Ø8 Cu

Krovni nosač, namenjen za montažu provodnika na krov koji je pokriven crepom Creaton Eleganz i sličnim.

Roof bracket, intended for mounting conductors on the roof covered with tiles Creaton Eleganz and the like.

KN16 krovni nosač

KN16 roof bracket

1



2



	Materijal Material	Provodnik *(mm)* Conductor *(mm)*	Šifra artikla & Bar kod Article & Barcode	Pakovanje *(kom)* Pack *(piece)*	Tip Typ
1	V2A	Ø 8	20007611 8605050590871	80	KN16 Ø8 V2A
	V4A	Ø 8	20007712 8605050590888	80	KN16 Ø8 V4A
	CU	Ø 8	20007813 8605050590895	80	KN16 Ø8 Cu
2	V2A	Ø 8-10	20007911 8605050590901	80	KN16 Ø8-10 V2A
	V4A	Ø 8-10	20008012 8605050590918	80	KN16 Ø8-10 V4A
	CU	Ø 8	20008113 8605050590925	80	KN16 Ø8 Cu

Krovni nosač, namenjen za montažu provodnika na krov koji je pokriven crepom Creaton Futura, Kera-phane i sličnim.

Roof bracket, intended for mounting conductors on the roof covered with tiles Creaton Futura, Kera-phane and the like.

KN17 krovni nosač

KN17 roof bracket

1



2



	Materijal Material	Provodnik *(mm)* Conductor *(mm)*	Šifra artikla & Bar kod Article & Barcode	Pakovanje *(kom)* Pack *(piece)*	Tip Typ
1	V2A	Ø 8	20008211 8605050590932	80	KN17 Ø8 V2A
	V4A	Ø 8	20008312 8605050590949	80	KN17 Ø8 V4A
	CU	Ø 8	20008413 8605050590956	80	KN17 Ø8 Cu
2	V2A	Ø 8-10	20008511 8605050590963	80	KN17 Ø8-10 V2A
	V4A	Ø 8-10	20008612 8605050590970	80	KN17 Ø8-10 V4A
	CU	Ø 8	20008713 8605050590987	80	KN17 Ø8 Cu

Krovni nosač, namenjen za montažu provodnika na krov koji je pokriven crepom Creaton Magnum i sličnim.

Roof bracket, intended for mounting conductors on the roof covered with tiles Creaton Magnum and the like.

KN18 krovni nosač

KN18 roof bracket

1



2



	Materijal Material	Provodnik *(mm)* Conductor *(mm)*	Šifra artikla & Bar kod Article & Barcode	Pakovanje *(kom)* Pack *(piece)*	Tip Typ
1	V2A	Ø 8	20008811 8605050590994	80	KN18 Ø8 V2A
	V4A	Ø 8	20008912 8605050591007	80	KN18 Ø8 V4A
	CU	Ø 8	20009013 8605050591014	80	KN18 Ø8 Cu
2	V2A	Ø 8-10	20009111 8605050591021	80	KN18 Ø8-10 V2A
	V4A	Ø 8-10	20009212 8605050591038	80	KN18 Ø8-10 V4A
	CU	Ø 8	20009313 8605050591045	80	KN18 Ø8 Cu

Krovni nosač, namenjen za montažu provodnika na krov koji je pokriven crepom Creaton Ratio, Rapido i sličnim

Roof bracket, intended for mounting conductors on the roof covered with tiles Creatin Ratio, Rapido and the like.

KN

KN19 krovni nosač

KN19 roof bracket



	Materijal Material	Provodnik *(mm)* Conductor *(mm)*	Šifra artikla & Bar kod Article & Barcode	Pakovanje *(kom)* Pack *(piece)*	Tip Typ
1	V2A	Ø 8	20009411 8605050591052	80	KN19 Ø8 V2A
	V4A	Ø 8	20009512 8605050591069	80	KN19 Ø8 V4A
	CU	Ø 8	20009613 8605050591076	80	KN19 Ø8 Cu
2	V2A	Ø 8-10	20009711 8605050591083	80	KN19 Ø8-10 V2A
	V4A	Ø 8-10	20009812 8605050591090	80	KN19 Ø8-10 V4A
	CU	Ø 8	20009913 8605050591106	80	KN19 Ø8 Cu

Krovni nosač, namenjen za montažu provodnika na krov koji je pokriven crepom Creaton Sinfonie i sličnim.

Roof bracket, intended for mounting conductors on the roof covered with tiles Creaton Sinfonie and the like.

KN20 krovni nosač

KN20 roof bracket



	Materijal Material	Provodnik *(mm)* Conductor *(mm)*	Šifra artikla & Bar kod Article & Barcode	Pakovanje *(kom)* Pack *(piece)*	Tip Typ
1	V2A	Ø 8	20010011 8605050591113	80	KN20 Ø8 V2A
	V4A	Ø 8	20010112 8605050591120	80	KN20 Ø8 V4A
	CU	Ø 8	20010213 8605050591137	80	KN20 Ø8 Cu
2	V2A	Ø 8-10	20010311 8605050591144	80	KN20 Ø8-10 V2A
	V4A	Ø 8-10	20010412 8605050591151	80	KN20 Ø8-10 V4A
	CU	Ø 8	20010513 8605050591168	80	KN20 Ø8 Cu

Krovni nosač, namenjen za montažu provodnika na krov koji je pokriven crepom Creaton Harmonie i sličnim.

Roof bracket, intended for mounting conductors on the roof covered with tiles Creaton Harmonie and the like.

KN21 krovni nosač

KN21 roof bracket



	Materijal Material	Provodnik *(mm)* Conductor *(mm)*	Šifra artikla & Bar kod Article & Barcode	Pakovanje *(kom)* Pack *(piece)*	Tip Typ
1	PE	Ø 8	20010618 8605050591175	40	KN21 Ø8 PE

Krovni nosač, namenjen za montažu provodnika na krovove koji su pokriveni PVC krovnim pokrivačima tipa SIKA, PROTAN, SARNAFIL, SINTAFOIL i sličnim.

Roof bracket, intended for mounting conductors on covered roofs PVC roofing type SIKA, PROTAN, SARNAFIL, SINTAFOIL and the like

KN22 krovni nosač
KN22 roof bracket



	Materijal Material	Provodnik *(mm)* Conductor *(mm)*	Šifra artikla & Bar kod Article & Barcode	Pakovanje *(kom)* Pack *(piece)*	Tip Typ
1	Sika Protan Sintafoil		20010700 8605050591182	1	KN22 Sika
			20010800 8605050591199	1	KN22 Protan
			20010900 8605050591205	1	KN22 Sintafoil

Traka, namenjena za pričvršćivanje krovnih nosača za krovne pokrivače.

Fixing tape, intended for fixing a roof conductor holders.

KN23 krovni nosač
KN23 roof bracket



	Materijal Material	Provodnik *(mm)* Conductor *(mm)*	Šifra artikla & Bar kod Article & Barcode	Pakovanje *(kom)* Pack *(piece)*	Tip Typ
1	PE	Ø 8 - 10	20011018 8605050591212	40	KN23 Ø8-10 PE

Krovni nosač, namenjen za montažu provodnika na ravne krovove.

Roof bracket, intended for mounting conductors on flat roofs.

KN24 krovni nosač
KN24 roof bracket





	Materijal Material	Provodnik *(mm)* Conductor *(mm)*	Šifra artikla & Bar kod Article & Barcode	Pakovanje *(kom)* Pack *(piece)*	Tip Typ
1	PE	Ø 8 - 10	20011118 8605050591229	40	KN24 Ø8-10 PE
	PE + beton	Ø 8 - 10	20011218 8605050591236	40	KN24 Ø8-10 PE + beton

Krovni nosač, namenjen za montažu provodnika na ravne krovove.

Roof bracket, intended for mounting conductors on flat roofs.







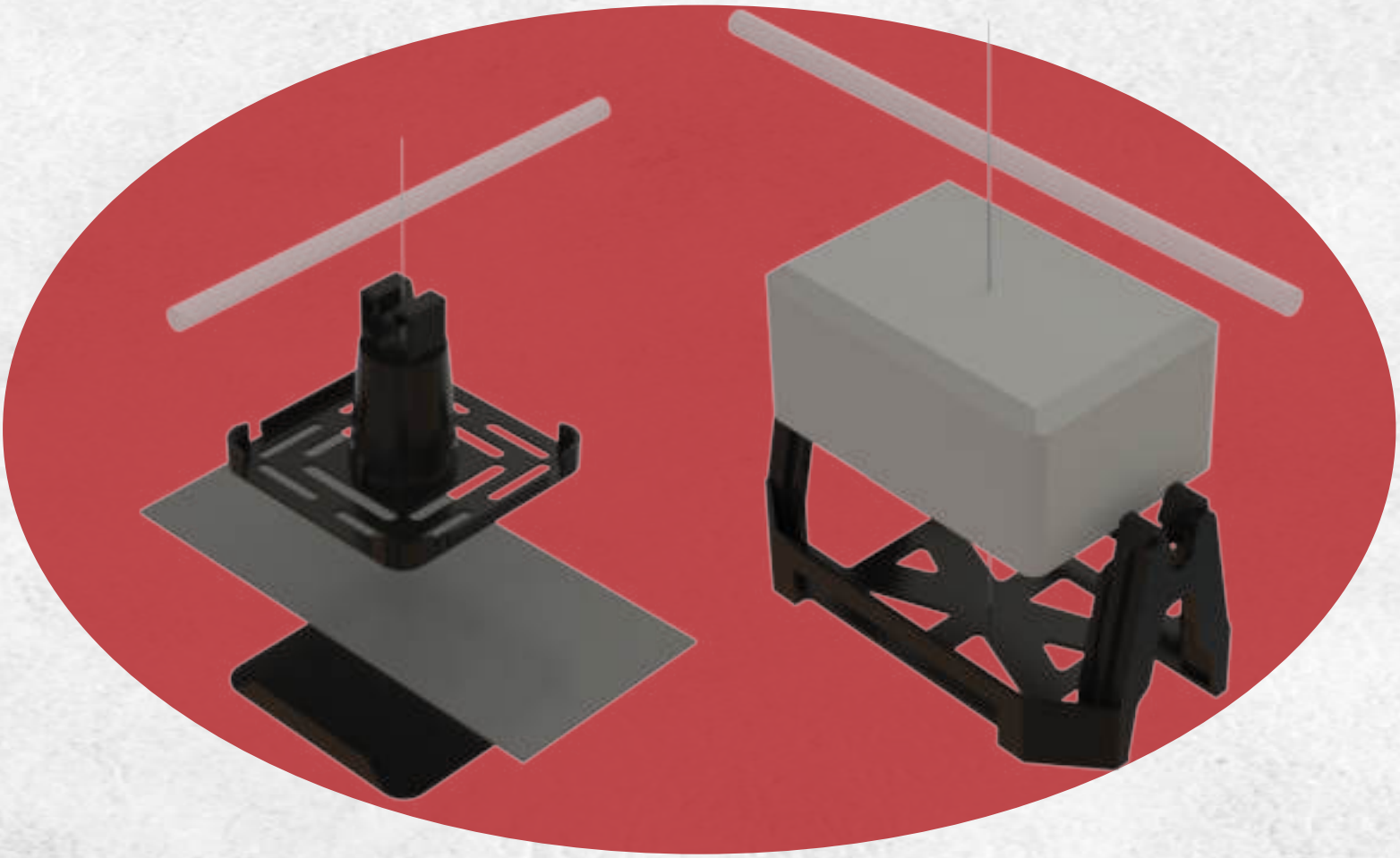

3. Zidni nosač

Wall Brackets



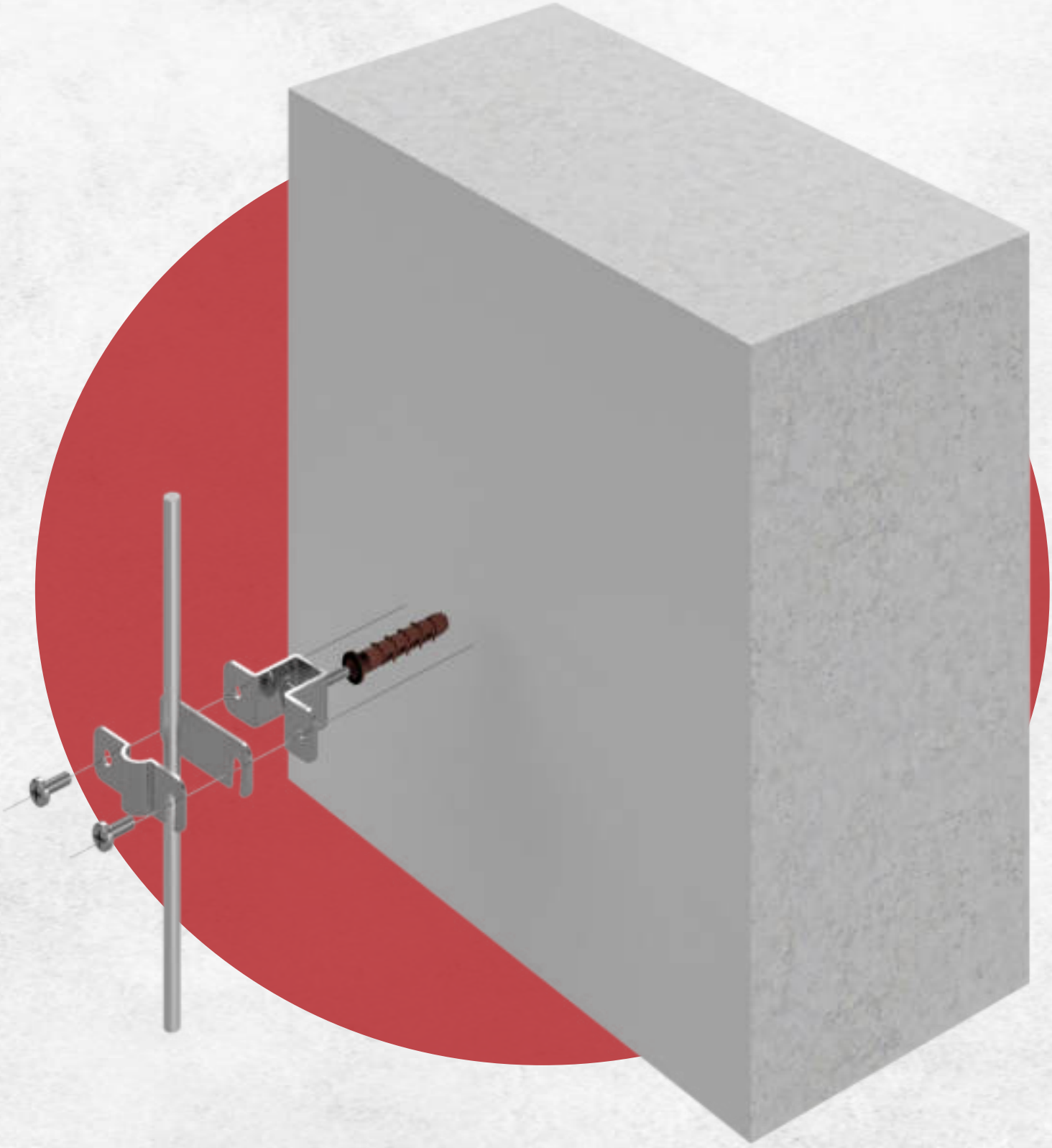

ZN

ZN1 zidni nosač

ZN1 wall bracket



	Materijal Material	Provodnik *(mm)* Conductor *(mm)*	Šifra artikla & Bar kod Article & Barcode	Pakovanje *(kom)* Pack *(piece)*	Tip Typ
1	V2A	Ø 8	30000111 8605050591243	100	ZN1 Ø8 V2A
	V4A	Ø 8	30000212 8605050591250	100	ZN1 Ø8 V4A
2	V2A	Ø 8–10	30000311 8605050591267	100	ZN1 Ø8–10 V2A
	V4A	Ø 8–10	30000412 8605050591274	100	ZN1 Ø8–10 V4A
3	V2A	≤ 25	30000511 8605050591281	100	ZN1 ≤25 V2A
	V4A	≤ 25	30000612 8605050591298	100	ZN1 ≤25 V4A

Zidni nosač, namenjen za montažu provodnika na zid objekta. Pogodan za tvrde zidove, pomoću vijka 50 mm i PVC- tiple Ø 8 mm.

Wall bracket, intended for mounting conductors on the wall of the building. Suitable for solid walls with screw lentgh of 50 mm and a wall plug Ø 8 mm.

ZN2 zidni nosač

ZN2 wall bracket



	Materijal Material	Provodnik *(mm)* Conductor *(mm)*	Šifra artikla & Bar kod Article & Barcode	Pakovanje *(kom)* Pack *(piece)*	Tip Typ
1	N-N	Ø 8 - 10	30000715 8605050591304	150	ZN2 Ø8-10 N-NS

Zidni nosač, namenjen za montažu provodnika na zid objekta. Pogodan za tvrde zidove, pomoću vijka 50 mm i PVC- tiple Ø 8 mm

Wall bracket, intended for mounting conductors on the wall of the building. Suitable for solid walls with screw lentgh of 50 mm and a wall plug Ø 8 mm.

Boja:
Color:

ZN3 zidni nosač

ZN3 wall bracket



	Materijal Material	Provodnik *(mm)* Conductor *(mm)*		Šifra artikla & Bar kod Article & Barcode	Pakovanje *(kom)* Pack *(piece)*	Tip Typ
1	V2A	Ø 8		30000811 8605050591311	50	ZN3 Ø8 V2A
	V4A	Ø 8		30000912 8605050591328	50	ZN3 Ø8 V4A
2	V2A	Ø 8–10		30001011 8605050591335	50	ZN3 Ø8–10 V2A
	V4A	Ø 8–10		30001112 8605050591342	50	ZN3 Ø8–10 V4A
3	V2A	≤ 25		30001211 8605050591359	50	ZN3 ≤25 V2A
	V4A	≤ 25		30001312 8605050591366	50	ZN3 ≤25 V4A

Zidni nosač, namenjen za montažu provodnika na zid objekta. Pogodan za šuplje zidove sa izolacijom do 50 mm, pomoću vijka 100 mm i PVC- tiple Ø 10 mm.

Wall bracket, intended for mounting conductors on the wall of the building. Suitable for hollow walls with insulation up to 50 mm, with screw length of 100 mm and a wall plug Ø 10 mm.

ZN4 zidni nosač

ZN4 wall bracket



Boja:
Color:

	Materijal Material	Provodnik *(mm)* Conductor *(mm)*		Šifra artikla & Bar kod Article & Barcode	Pakovanje *(kom)* Pack *(piece)*	Tip Typ
1	N-N	Ø 8 - 10		30001415 8605050591373	50	ZN4 Ø8-10 N-NS

Zidni nosač, namenjen za montažu provodnika na zid objekta. Pogodan za šuplje zidove sa izolacijom do 50 mm, pomoću vijka 100 mm i PVC- tiple Ø 8 mm.

Wall bracket, intended for mounting conductors on the wall of the building. Suitable for hollow walls with insulation up to 50 mm, with screw length of 100 mm and a wall plug Ø 8 mm.

ZN

ZN5 zidni nosač

ZN5 wall bracket



	Materijal Material	Provodnik *(mm)* Conductor *(mm)*	Šifra artikla & Bar kod Article & Barcode	Pakovanje *(kom)* Pack *(piece)*	Tip Typ
1	V2A	Ø 8	30001511 8605050591380	50	ZN5 Ø8 V2A
	V4A	Ø 8	30001612 8605050591397	50	ZN5 Ø8 V4A
2	V2A	Ø 8-10	30001711 8605050591403	50	ZN5 Ø8-10 V2A
	V4A	Ø 8-10	30001812 8605050591410	50	ZN5 Ø8-10 V4A
3	V2A	≤ 25	30001911 8605050591427	50	ZN5 ≤25 V2A
	V4A	≤ 25	30002012 8605050591434	50	ZN5 ≤25 V4A

Zidni nosač, namenjen za montažu provodnika na zid objekta. Pogodan za šuplje zidove sa izolacijom do 100 mm, pomoću vijka 160 mm i PVC- tiple Ø 10 mm.

Wall bracket, intended for mounting conductors on the wall of the building. Suitable for hollow walls with insulation up to 100 mm, with screw length of 160 mm and a wall plug Ø 10 mm

ZN6 zidni nosač

ZN6 wall bracket



Boja:
Color:

	Materijal Material	Provodnik *(mm)* Conductor *(mm)*	Šifra artikla & Bar kod Article & Barcode	Pakovanje *(kom)* Pack *(piece)*	Tip Typ
1	N-N	Ø 8 - 10	30002115 8605050591441	50	ZN6 Ø8-10 N-NS

Zidni nosač, namenjen za montažu provodnika na zid objekta. Pogodan za šuplje zidove sa izolacijom do 100 mm, pomoću vijka 160 mm i PVC- tiple Ø 8 mm.

Wall bracket, intended for mounting conductors on the wall of the building. Suitable for hollow walls with insulation up to 100 mm, with screw length of 160 mm and a wall plug Ø 8 mm.

ZN7 zidni nosač

ZN7 wall bracket



	Materijal Material	Provodnik *(mm)* Conductor *(mm)*	Šifra artikla & Bar kod Article & Barcode	Pakovanje *(kom)* Pack *(piece)*	Tip Typ
1	V2A	Ø 8	30002211 8605050591458	50	ZN7 Ø8 V2A
	V4A	Ø 8	30002312 8605050591465	50	ZN7 Ø8 V4A
2	V2A	Ø 8-10	30002411 8605050591472	50	ZN7 Ø8-10 V2A
	V4A	Ø 8-10	30002512 8605050591489	50	ZN7 Ø8-10 V4A
3	V2A	≤ 25	30002611 8605050591496	50	ZN7 ≤25 V2A
	V4A	≤ 25	30002712 8605050591502	50	ZN7 ≤25 V4A

Zidni nosač, namenjen za montažu provodnika na zid objekta. Pogodan za šuplje zidove sa izolacijom do 140 mm, pomoću vijka 200 mm i PVC- tiple Ø 10 mm.

Wall bracket, intended for mounting conductors on the wall of the building. Suitable for hollow walls with insulation up to 140 mm, with screw length of 200 mm and a wall plug Ø 10 mm.

ZN8 zidni nosač

ZN8 wall bracket



	Materijal Material	Provodnik *(mm)* Conductor *(mm)*	Šifra artikla & Bar kod Article & Barcode	Pakovanje *(kom)* Pack *(piece)*	Tip Typ
1	N-N	Ø 8 - 10	30002815 8605050591519	50	ZN8 Ø8-10 N-NS

Zidni nosač, namenjen za montažu provodnika na zid objekta. Pogodan za šuplje zidove sa izolacijom do 140 mm, pomoću vijka 200 mm i PVC- tiple Ø 8 mm.

Wall bracket, intended for mounting conductors on the wall of the building. Suitable for hollow walls with insulation up to 100 mm, with screw length of 160 mm and a wall plug Ø 8 mm.

Boja:
Color:

ZN

ZN9 zidni nosač

ZN9 wall bracket

1



2



3



	Materijal Material	Provodnik *(mm)* Conductor *(mm)*	Šifra artikla & Bar kod Article & Barcode	Pakovanje *(kom)* Pack *(piece)*	Tip Typ
1	V2A	Ø 8	30002911 8605050591526	40	ZN9 Ø8 V2A
	V4A	Ø 8	30003012 8605050591533	40	ZN9 Ø8 V4A
2	V2A	Ø 8–10	30003111 8605050591540	40	ZN9 Ø8–10 V2A
	V4A	Ø 8–10	30003212 8605050591557	40	ZN9 Ø8–10 V4A
3	V2A	≤ 25	30003311 8605050591564	40	ZN9 ≤25 V2A
	V4A	≤ 25	30003412 8605050591571	40	ZN9 ≤25 V4A

Zidni nosač, pogodan za pričvršćivanje na toplotnu izolacionu podlogu (spoljašnja fasada) od penastog ili ekstrudiranog polistirena (stiropora ili stirodura) debljine 50 mm ili više.

Wall bracket, suitable for fixing on thermal insulation lining (outdoor facade) from foamed or extruded polystyrene (styrofoam or styrodur) with thickness of 50 mm or more.

ZN10 zidni nosač

ZN10 wall bracket



Boja:
Color:

	Materijal Material	Provodnik *(mm)* Conductor *(mm)*	Šifra artikla & Bar kod Article & Barcode	Pakovanje *(kom)* Pack *(piece)*	Tip Typ
1	N-N	Ø 8 - 10	30003515 8605050591588	40	ZN10 Ø8-10 N-NS

Zidni nosač, pogodan za pričvršćivanje na toplotnu izolacionu podlogu (spoljašnja fasada) od penastog ili ekstrudiranog polistirena (stiropora ili stirodura) debljine 50 mm ili više.

Wall bracket, suitable for fixing on thermal insulation lining (outdoor facade) from foamed or extruded polystyrene (styrofoam or styrodur) with thickness of 50 mm or more.

ZN11 zidni nosač

ZN11 wall bracket



	Materijal Material	Provodnik *(mm)* Conductor *(mm)*		Šifra artikla & Bar kod Article & Barcode	Pakovanje *(kom)* Pack *(piece)*	Tip Typ
1	V2A	Ø 8 - 10		30003611 8605050595067	40	ZN11 Ø8-10 V2A
	V4A	Ø 8 - 10		30003712 8605050595074	40	ZN11 Ø8-10 V4A

Zidni nosač, namenjen za montažu provodnika na zid objekta, pomoću vijka 200 mm i PVC- tiple Ø 8 mm.

Wall bracket, intended for mounting conductors on the wall of the building, with screw length of 200 mm and a wall plug Ø 8 mm.

ZN12 zidni nosač

ZN12 wall bracket



	Materijal Material	Provodnik *(mm)* Conductor *(mm)*		Šifra artikla & Bar kod Article & Barcode	Pakovanje *(kom)* Pack *(piece)*	Tip Typ
1	V2A	Ø 8 - 10		30003811 8605050595210	200	ZN12 Ø8-10 V2A
	V4A	Ø 8 - 10		30003912 8605050595227	200	ZN12 Ø8-10 V4A
	UP 1000	Ø 8 - 10		30004019 8605050595234	200	ZN12 Ø8-10 UP 1000
	PL	Ø 8 - 10		30004120 8605050595241	200	ZN12 Ø8-10 PL

Zidni nosač, namenjen za montažu provodnika direktno na betonsi stub ili zid objekta. Pogodan za tvrde zidove, pomoću vijaka 50 mm i PVC-tiple Ø 8 mm.

Wall bracket, intended for mounting conductors directly on a concrete pillar or building wall. Suitable for solid wall with a screw length of 50 mm and a wall plug Ø 8 mm.

4. Merni ormarići
MEASURING CABINETS

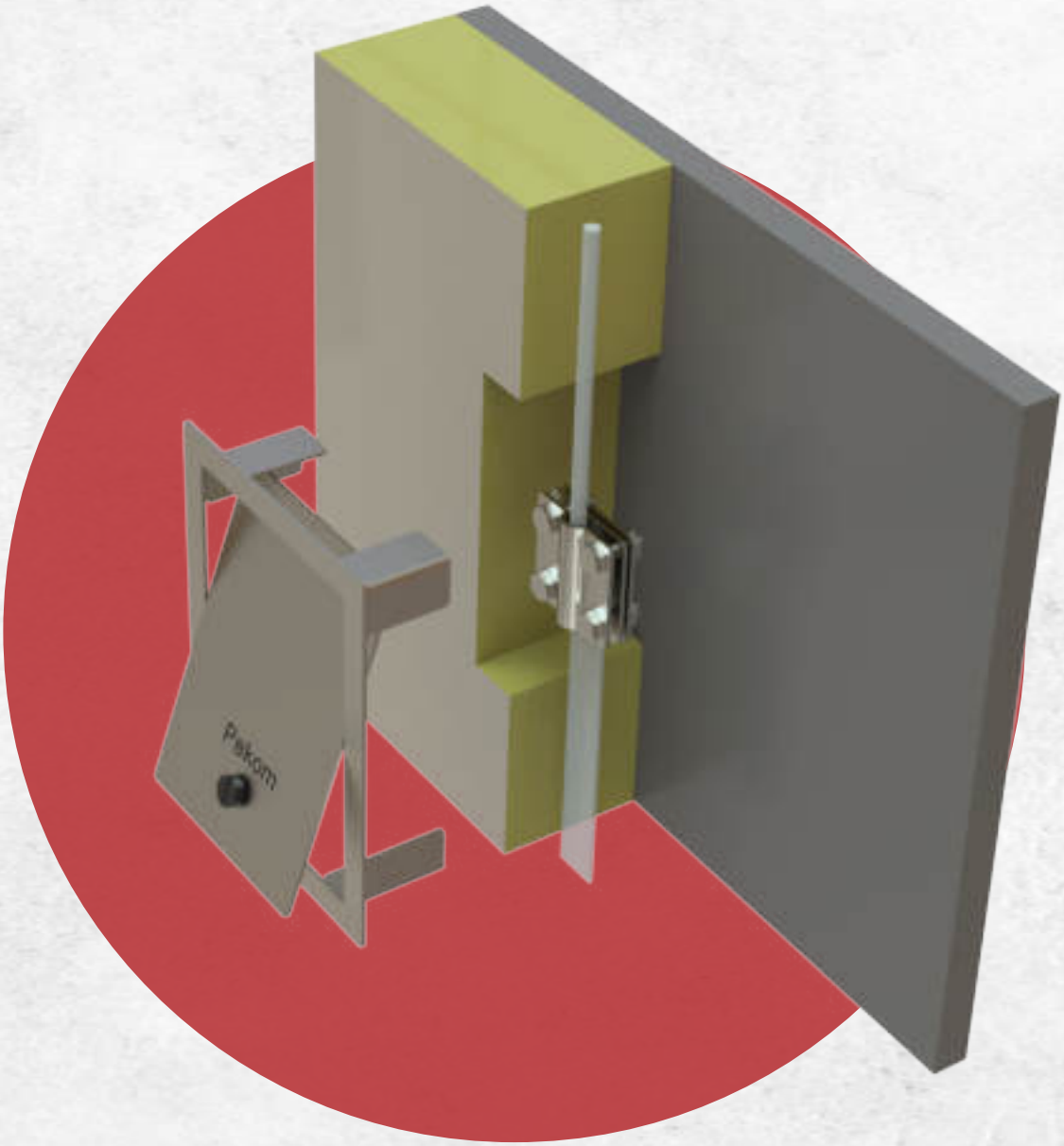
Pakom

MO1 merni ormarić
MO1 measuring cabinet



	Materijal Material	Provodnik *(mm)* Conductor *(mm)*	Šifra artikla & Bar kod Article & Barcode	Pakovanje *(kom)* Pack *(piece)*	Tip Typ
1	V2A		40000212 8605050591601	4	MO1 V2A
	V4A		40000111 8605050591595	4	MO1 V4A
Merni ormarić, dimenzija 200 mm x 150 mm x 100 mm.					
Measuring cabinet, measuring 200 mm x 150 mm x 100 mm.					

MO2 merni ormarić
MO2 measuring cabinet



	Materijal Material	Provodnik *(mm)* Conductor *(mm)*	Šifra artikla & Bar kod Article & Barcode	Pakovanje *(kom)* Pack *(piece)*	Tip Typ
1	V2A/PVC		40000412 8605050591625	4	MO2 V2A
	V4A/PVC		40000311 8605050591618	4	MO2 V4A
Merni ormarić, dimenzija 200 mm x 150 mm x 100 mm.					
Measuring cabinet, measuring 200 mm x 150 mm x 100 mm.					

MO3 merni ormarić
MO3 measuring cabinet



	Materijal Material	Provodnik *(mm)* Conductor *(mm)*	Šifra artikla & Bar kod Article & Barcode	Pakovanje *(kom)* Pack *(piece)*	Tip Typ
1			40000500	1	MO3
			8605050591632		
Merni ormarić, koji se montira u pod.					
Test joint box for underground installation.					

5. Mehanička zaštita

Mechanical protection

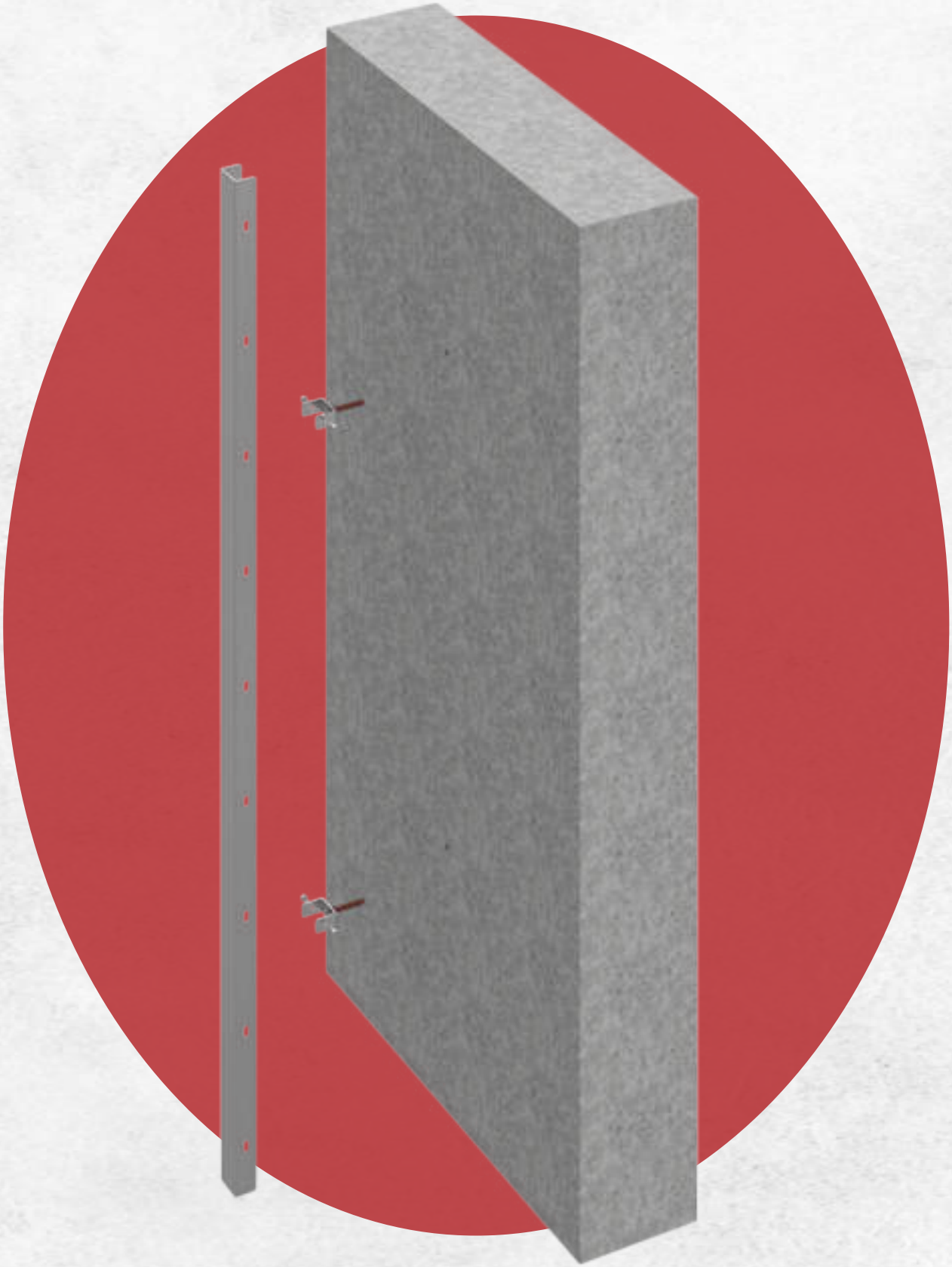

MZ

MZ1 mehanička zaštita
MZ1 mechanical protection





	Materijal Material	Dužina *(mm)* Length *(mm)*	Šifra artikla & Bar kod Article & Barcode	Pakovanje *(kom)* Pack *(piece)*	Tip Typ
1	V2A	1500	50000111 8605050591649	10	MZ1 V2A
	V4A	1500	50000212 8605050591656	10	MZ1 V4A

Mehanička zaštita, namenjena zaštiti provodnika od mehaničkih oštećenja

Mechanical protection, intended for protect conductors from mechanical damage.

MZ2 mehanička zaštita
MZ2 mechanical protection



	Materijal Material	Dužina *(mm)* Length *(mm)*	Šifra artikla & Bar kod Article & Barcode	Pakovanje *(kom)* Pack *(piece)*	Tip Typ
1	V2A	1500	50000311 8605050591663	10	MZ2 V2A
	V4A	1500	50000412 8605050591670	10	MZ2 V4A

Mehanička zaštita, namenjena zaštiti provodnika od mehaničkih oštećenja. Koristi se bez upotrebe dodatnih montažnih nosača.

Mechanical protection, intended for protect conductors from mechanical damage. It is used without the use of additional mounting brackets.

MZ3mehanička zaštita

MZ3 mechanical protection



	Materijal Material	Vijak *(mm)* Screw *(mm)*	Šifra artikla & Bar kod Article & Barcode	Pakovanje *(kom)* Pack *(piece)*	Tip Typ
1	V2A	50	50000511 8605050591687	100	MZ3 V2A
	V4A	50	50000612 8605050591694	100	MZ3 V4A

Nosač za mehaničku zaštitu pogodan za tvrde zidove bez izolacije.

Bracket for mechanical protection suitable for non-insulated walls.



MZ4 mehanička zaštita

MZ4 mechanical protection



	Materijal Material	Vijak *(mm)* Screw *(mm)*	Šifra artikla & Bar kod Article & Barcode	Pakovanje *(kom)* Pack *(piece)*	Tip Typ
1	V2A	100	50000711 8605050591700	50	MZ4 V2A
	V4A	100	50000812 8605050591717	50	MZ4 V4A

Nosač za mehaničku zaštitu pogodan za šuplje zidove sa izolacijom do 50 mm.

Bracket for mechanical protection suitable for hollow walls with insulation up to 50 mm.

MZ5 mehanička zaštita

MZ5 mechanical protection



	Materijal Material	Vijak *(mm)* Screw *(mm)*	Šifra artikla & Bar kod Article & Barcode	Pakovanje *(kom)* Pack *(piece)*	Tip Typ
1	V2A	160	50000911 8605050591724	50	MZ5 V2A
	V4A	160	50001012 8605050591731	50	MZ5 V4A

Nosač za mehaničku zaštitu pogodan za šuplje zidove sa izolacijom do 100 mm.

Bracket for mechanical protection suitable for hollow walls with insulation up to 100 mm.

MZ

MZ6 mehanička zaštita
MZ6 mechanical protection



	Materijal Material	Vijak (mm) Screw (mm)	Šifra artikla & Bar kod Article & Barcode	Pakovanje (kom) Pack (piece)	Tip Typ
1	V2A	200	50001111 8605050591748	50	MZ6 V2A
	V4A	200	50001212 8605050591755	50	MZ6 V4A

Nosač za mehaničku zaštitu pogodan za šuplje zidove sa izolacijom do 140 mm.

Bracket for mechanical protection suitable for hollow walls with insulation up to 140 mm.

MZ7 mehanička zaštita
MZ7 mechanical protection



	Materijal Material	Vijak (mm) Screw (mm)	Šifra artikla & Bar kod Article & Barcode	Pakovanje (kom) Pack (piece)	Tip Typ
1	V2A		50001311 8605050591762	50	MZ7 V2A
	V4A		50001412 8605050591779	50	MZ7 V4A

Nosač za mehaničku zaštitu pogodan za pričvršćivanje na toplotnu izolacionu podlogu (spoljašnja fasada) od penastog ili ekstrudiranog polistirena (stiropora ili stirodura) debljine 50

Bracket for mechanical protection suitable for fixing on thermal insulation lining (outdoor facade) from foamed or extruded polystyrene (styrofoam or styrodur) with thickness of 50 mm or

MZ8 mehanička zaštita
MZ8 mechanical protection



	Materijal Material	Vijak (mm) Screw (mm)	Šifra artikla & Bar kod Article & Barcode	Pakovanje (kom) Pack (piece)	Tip Typ
1	V2A		50001511 8605050591786	100	MZ8 V2A
	V4A		50001612 8605050591793	100	MZ8 V4A

Nosač za mehaničku zaštitu pogodan za pričvršćivanje na limene zidove i slično.

Bracket for mechanical protection suitable for fixing on metal sheet walls and the like.

6. Cevne obujmice

Pipe clamps





CO



CO1 cevna obujmica
CO1 pipe clamp



Materijal Material	Dimezije *(mm)* Dimensions *(mm)*	Provodnik *(mm)* Conductor *(mm)*	Šifra artikla Article	Bar kod Barcode	Pakovanje *(kom)* Pack *(piece)*	Tip Typ
V2A	Ø 60	Ø 8	60000111	8605050591809	50	CO1 Ø60 V2A
	Ø 70	Ø 8	60000211	8605050591816	50	CO1 Ø70 V2A
	Ø 80	Ø 8	60000311	8605050591823	50	CO1 Ø80 V2A
	Ø 90	Ø 8	60000411	8605050591830	50	CO1 Ø90 V2A
	Ø 100	Ø 8	60000511	8605050591847	50	CO1 Ø100 V2A
	Ø 110	Ø 8	60000611	8605050591854	40	CO1 Ø110 V2A
	Ø 120	Ø 8	60000711	8605050591861	40	CO1 Ø120 V2A
	Ø 130	Ø 8	60000811	8605050591878	20	CO1 Ø130 V2A
	Ø 140	Ø 8	60000911	8605050591885	20	CO1 Ø140 V2A
	Ø 150	Ø 8	60001011	8605050591892	20	CO1 Ø150 V2A
	Ø 160	Ø 8	60001111	8605050591908	20	CO1 Ø160 V2A
	Ø 170	Ø 8	60001211	8605050591915	1	CO1 Ø170 V2A
	Ø 180	Ø 8	60001311	8605050591922	1	CO1 Ø180 V2A
	Ø 190	Ø 8	60001411	8605050591939	1	CO1 Ø190 V2A
	Ø 200	Ø 8	60001511	8605050591946	1	CO1 Ø200 V2A
	Ø 210	Ø 8	60001611	8605050591953	1	CO1 Ø210 V2A
	Ø 220	Ø 8	60001711	8605050591960	1	CO1 Ø220 V2A
V4A	Ø 60	Ø 8	60001812	8605050591977	50	CO1 Ø60 V4A
	Ø 70	Ø 8	60001912	8605050591984	50	CO1 Ø70 V4A
	Ø 80	Ø 8	60002012	8605050591991	50	CO1 Ø80 V4A
	Ø 90	Ø 8	60002112	8605050592004	50	CO1 Ø90 V4A
	Ø 100	Ø 8	60002212	8605050592011	50	CO1 Ø100 V4A
	Ø 110	Ø 8	60002312	8605050592028	40	CO1 Ø110 V4A
	Ø 120	Ø 8	60002412	8605050592035	40	CO1 Ø120 V4A
	Ø 130	Ø 8	60002512	8605050592042	20	CO1 Ø130 V4A
	Ø 140	Ø 8	60002612	8605050592059	20	CO1 Ø140 V4A
	Ø 150	Ø 8	60002712	8605050592066	20	CO1 Ø150 V4A
	Ø 160	Ø 8	60002812	8605050592073	20	CO1 Ø160 V4A
	Ø 170	Ø 8	60002912	8605050592080	1	CO1 Ø170 V4A
	Ø 180	Ø 8	60003012	8605050592097	1	CO1 Ø180 V4A
	Ø 190	Ø 8	60003112	8605050592103	1	CO1 Ø190 V4A
	Ø 200	Ø 8	60003212	8605050592110	1	CO1 Ø200 V4A
	Ø 210	Ø 8	60003312	8605050592127	1	CO1 Ø210 V4A
	Ø 220	Ø 8	60003412	8605050592134	1	CO1 Ø220 V4A
CU	Ø 60	Ø 8	60003513	8605050592141	50	CO1 Ø60 Cu
	Ø 70	Ø 8	60003613	8605050592158	50	CO1 Ø70 Cu
	Ø 80	Ø 8	60003713	8605050592165	50	CO1 Ø80 Cu
	Ø 90	Ø 8	60003813	8605050592172	50	CO1 Ø90 Cu
	Ø 100	Ø 8	60003913	8605050592189	50	CO1 Ø100 Cu
	Ø 110	Ø 8	60004013	8605050592196	40	CO1 Ø110 Cu
	Ø 120	Ø 8	60004113	8605050592202	40	CO1 Ø120 Cu
	Ø 130	Ø 8	60004213	8605050592219	20	CO1 Ø130 Cu
	Ø 140	Ø 8	60004313	8605050592226	20	CO1 Ø140 Cu
	Ø 150	Ø 8	60004413	8605050592233	20	CO1 Ø150 Cu
	Ø 160	Ø 8	60004513	8605050592240	20	CO1 Ø160 Cu
	Ø 170	Ø 8	60004613	8605050592257	1	CO1 Ø170 Cu
	Ø 180	Ø 8	60004713	8605050592264	1	CO1 Ø180 Cu
	Ø 190	Ø 8	60004813	8605050592271	1	CO1 Ø190 Cu
	Ø 200	Ø 8	60004913	8605050592288	1	CO1 Ø200 Cu
	Ø 210	Ø 8	60005013	8605050592295	1	CO1 Ø210 Cu
	Ø 220	Ø 8	60005113	8605050592301	1	CO1 Ø220 Cu

CO2 cevna obujmica
CO2 pipe clamp



Materijal Material	Dimezije (mm) Dimensions (mm)	Provodnik (mm) Conductor (mm)	Šifra artikla Article	Bar kod Barcode	Pakovanje (kom) Pack (piece)	Tip Typ
V2A	Ø 60	Ø 8 – 10	60005211	8605050592318	50	CO2 Ø60 V2A
	Ø 70	Ø 8 – 10	60005311	8605050592325	50	CO2 Ø70 V2A
	Ø 80	Ø 8 – 10	60005411	8605050592332	50	CO2 Ø80 V2A
	Ø 90	Ø 8 – 10	60005511	8605050592349	50	CO2 Ø90 V2A
	Ø 100	Ø 8 – 10	60005611	8605050592356	50	CO2 Ø100 V2A
	Ø 110	Ø 8 – 10	60005711	8605050592363	40	CO2 Ø110 V2A
	Ø 120	Ø 8 – 10	60005811	8605050592370	40	CO2 Ø120 V2A
	Ø 130	Ø 8 – 10	60005911	8605050592387	20	CO2 Ø130 V2A
	Ø 140	Ø 8 – 10	60006011	8605050592394	20	CO2 Ø140 V2A
	Ø 150	Ø 8 – 10	60006111	8605050592400	20	CO2 Ø150 V2A
	Ø 160	Ø 8 – 10	60006211	8605050592417	20	CO2 Ø160 V2A
	Ø 170	Ø 8 – 10	60006311	8605050592424	1	CO2 Ø170 V2A
	Ø 180	Ø 8 – 10	60006411	8605050592431	1	CO2 Ø180 V2A
	Ø 190	Ø 8 – 10	60006511	8605050592448	1	CO2 Ø190 V2A
	Ø 200	Ø 8 – 10	60006611	8605050592455	1	CO2 Ø200 V2A
	Ø 210	Ø 8 – 10	60006711	8605050592462	1	CO2 Ø210 V2A
	Ø 220	Ø 8 – 10	60006811	8605050592479	1	CO2 Ø220 V2A
V4A	Ø 60	Ø 8 – 10	60006912	8605050592486	50	CO2 Ø60 V4A
	Ø 70	Ø 8 – 10	60007012	8605050592493	50	CO2 Ø70 V4A
	Ø 80	Ø 8 – 10	60007112	8605050592509	50	CO2 Ø80 V4A
	Ø 90	Ø 8 – 10	60007212	8605050592516	50	CO2 Ø90 V4A
	Ø 100	Ø 8 – 10	60007312	8605050592523	50	CO2 Ø100 V4A
	Ø 110	Ø 8 – 10	60007412	8605050592530	40	CO2 Ø110 V4A
	Ø 120	Ø 8 – 10	60007512	8605050592547	40	CO2 Ø120 V4A
	Ø 130	Ø 8 – 10	60007612	8605050592554	20	CO2 Ø130 V4A
	Ø 140	Ø 8 – 10	60007712	8605050592561	20	CO2 Ø140 V4A
	Ø 150	Ø 8 – 10	60007812	8605050592578	20	CO2 Ø150 V4A
	Ø 160	Ø 8 – 10	60007912	8605050592585	20	CO2 Ø160 V4A
	Ø 170	Ø 8 – 10	60008012	8605050592592	1	CO2 Ø170 V4A
	Ø 180	Ø 8 – 10	60008112	8605050592608	1	CO2 Ø180 V4A
	Ø 190	Ø 8 – 10	60008212	8605050592615	1	CO2 Ø190 V4A
	Ø 200	Ø 8 – 10	60008312	8605050592622	1	CO2 Ø200 V4A
	Ø 210	Ø 8 – 10	60008412	8605050592639	1	CO2 Ø210 V4A
	Ø 220	Ø 8 – 10	60008512	8605050592646	1	CO2 Ø220 V4A
CU	Ø 60	Ø 8	60008613	8605050592653	50	CO2 Ø60 Cu
	Ø 70	Ø 8	60008713	8605050592660	50	CO2 Ø70 Cu
	Ø 80	Ø 8	60008813	8605050592677	50	CO2 Ø80 Cu
	Ø 90	Ø 8	60008913	8605050592684	50	CO2 Ø90 Cu
	Ø 100	Ø 8	60009013	8605050592691	50	CO2 Ø100 Cu
	Ø 110	Ø 8	60009113	8605050592707	40	CO2 Ø110 Cu
	Ø 120	Ø 8	60009213	8605050592714	40	CO2 Ø120 Cu
	Ø 130	Ø 8	60009313	8605050592721	20	CO2 Ø130 Cu
	Ø 140	Ø 8	60009413	8605050592738	20	CO2 Ø140 Cu
	Ø 150	Ø 8	60009513	8605050592745	20	CO2 Ø150 Cu
	Ø 160	Ø 8	60008613	8605050592752	20	CO2 Ø160 Cu
	Ø 170	Ø 8	60008613	8605050592769	1	CO2 Ø170 Cu
	Ø 180	Ø 8	60008613	8605050592776	1	CO2 Ø180 Cu
	Ø 190	Ø 8	60008613	8605050592783	1	CO2 Ø190 Cu
	Ø 200	Ø 8	60008613	8605050592790	1	CO2 Ø200 Cu
	Ø 210	Ø 8	60008613	8605050592806	1	CO2 Ø210 Cu
	Ø 220	Ø 8	60008613	8605050592813	1	CO2 Ø220 Cu

CO



CO3 cevna obujmica

CO3 pipe clamp



Materijal Material	Dimezije *(mm)* Dimensions *(mm)*	Provodnik *(mm)* Conductor *(mm)*	Šifra artikla Article	Bar kod Barcode	Pakovanje *(kom)* Pack *(piece)*	Tip Typ
V2A	Ø 60	≤ 30	60008711	8605050592820	50	CO3 Ø60 V2A
	Ø 70	≤ 30	60008811	8605050592837	50	CO3 Ø70 V2A
	Ø 80	≤ 30	60008911	8605050592844	50	CO3 Ø80 V2A
	Ø 90	≤ 30	60009011	8605050592851	50	CO3 Ø90 V2A
	Ø 100	≤ 30	60009111	8605050592868	50	CO3 Ø100 V2A
	Ø 110	≤ 30	60009211	8605050592875	40	CO3 Ø110 V2A
	Ø 120	≤ 30	60009311	8605050592882	40	CO3 Ø120 V2A
	Ø 130	≤ 30	60009411	8605050592899	20	CO3 Ø130 V2A
	Ø 140	≤ 30	60009511	8605050592905	20	CO3 Ø140 V2A
	Ø 150	≤ 30	60009611	8605050592912	20	CO3 Ø150 V2A
	Ø 160	≤ 30	60009711	8605050592929	20	CO3 Ø160 V2A
	Ø 170	≤ 30	60009811	8605050592936	1	CO3 Ø170 V2A
	Ø 180	≤ 30	60009911	8605050592943	1	CO3 Ø180 V2A
	Ø 190	≤ 30	60010011	8605050592950	1	CO3 Ø190 V2A
	Ø 200	≤ 30	60010111	8605050592967	1	CO3 Ø200 V2A
	Ø 210	≤ 30	60010211	8605050592974	1	CO3 Ø210 V2A
	Ø 220	≤ 30	60010311	8605050592981	1	CO3 Ø220 V2A
V4A	Ø 60	≤ 30	60010412	8605050592998	50	CO3 Ø60 V4A
	Ø 70	≤ 30	60010512	8605050593001	50	CO3 Ø70 V4A
	Ø 80	≤ 30	60010612	8605050593018	50	CO3 Ø80 V4A
	Ø 90	≤ 30	60010712	8605050593025	50	CO3 Ø90 V4A
	Ø 100	≤ 30	60010812	8605050593032	50	CO3 Ø100 V4A
	Ø 110	≤ 30	60010912	8605050593049	40	CO3 Ø110 V4A
	Ø 120	≤ 30	60011012	8605050593056	40	CO3 Ø120 V4A
	Ø 130	≤ 30	60011112	8605050593063	20	CO3 Ø130 V4A
	Ø 140	≤ 30	60011212	8605050593070	20	CO3 Ø140 V4A
	Ø 150	≤ 30	60011312	8605050593087	20	CO3 Ø150 V4A
	Ø 160	≤ 30	60011412	8605050593094	20	CO3 Ø160 V4A
	Ø 170	≤ 30	60011512	8605050593100	1	CO3 Ø170 V4A
	Ø 180	≤ 30	60011612	8605050593117	1	CO3 Ø180 V4A
	Ø 190	≤ 30	60011712	8605050593124	1	CO3 Ø190 V4A
	Ø 200	≤ 30	60011812	8605050593131	1	CO3 Ø200 V4A
	Ø 210	≤ 30	60011912	8605050593148	1	CO3 Ø210 V4A
	Ø 220	≤ 30	60012012	8605050593155	1	CO3 Ø220 V4A
CU	Ø 60	≤ 30	60012113	8605050593162	50	CO3 Ø60 Cu
	Ø 70	≤ 30	60012213	8605050593179	50	CO3 Ø70 Cu
	Ø 80	≤ 30	60012313	8605050593186	50	CO3 Ø80 Cu
	Ø 90	≤ 30	60012413	8605050593193	50	CO3 Ø90 Cu
	Ø 100	≤ 30	60012513	8605050593209	50	CO3 Ø100 Cu
	Ø 110	≤ 30	60012613	8605050593216	40	CO3 Ø110 Cu
	Ø 120	≤ 30	60012713	8605050593223	40	CO3 Ø120 Cu
	Ø 130	≤ 30	60012813	8605050593230	20	CO3 Ø130 Cu
	Ø 140	≤ 30	60012913	8605050593247	20	CO3 Ø140 Cu
	Ø 150	≤ 30	60013013	8605050593254	20	CO3 Ø150 Cu
	Ø 160	≤ 30	60013113	8605050593261	20	CO3 Ø160 Cu
	Ø 170	≤ 30	60013213	8605050593278	1	CO3 Ø170 Cu
	Ø 180	≤ 30	60013313	8605050593285	1	CO3 Ø180 Cu
	Ø 190	≤ 30	60013413	8605050593292	1	CO3 Ø190 Cu
	Ø 200	≤ 30	60013513	8605050593308	1	CO3 Ø200 Cu
	Ø 210	≤ 30	60013613	8605050593315	1	CO3 Ø210 Cu
	Ø 220	≤ 30	60013713	8605050593322	1	CO3 Ø220 Cu

CO4 cevna obujmica

CO4 pipe clamp



	Materijal Material	Dimezije *(mm)* Dimensions *(mm)*	Provodnik *(mm)* Conductor *(mm)*	Šifra artikla & Bar kod Article & Barcode	Pakovanje *(kom)* Pack *(piece)*	Tip Typ
1	V2A	100 x 100	Ø 8	60013811 8605050593339	40	CO4 100x100 V2A
	V4A	100 x 100	Ø 8	60013912 8605050593346	40	CO4 100x100 V4A

Cevna obujmica, namenjena za spust okruglog provodnika niz odvodnu cev ili uzemljivanju odvodne cevi.

Pipe clamp, intended for lowering a round conductor down a drain pipe or for grounding a drain pipe.

CO5 cevna obujmica

CO5 pipe clamp



	Materijal Material	Dimezije *(mm)* Dimensions *(mm)*	Provodnik *(mm)* Conductor *(mm)*	Šifra artikla & Bar kod Article & Barcode	Pakovanje *(kom)* Pack *(piece)*	Tip Typ
1	V2A	100 x 100	Ø 8 - 10	60014111 8605050593353	40	CO5 100x100 V2A
	V4A	100 x 100	Ø 8 - 10	60014212 8605050593360	40	CO5 100x100 V4A

Cevna obujmica, namenjena za spust okruglog provodnika niz odvodnu cev ili uzemljivanju odvodne cevi.

Pipe clamp, intended for lowering a round conductor down a drain pipe or for grounding a drain pipe.

CO6 cevna obujmica

CO6 pipe clamp



	Materijal Material	Dimezije *(mm)* Dimensions *(mm)*	Provodnik *(mm)* Conductor *(mm)*	Šifra artikla & Bar kod Article & Barcode	Pakovanje *(kom)* Pack *(piece)*	Tip Typ
1	V2A	100 x 100	≤ 30	60014411 8605050593377	40	CO6 100x100 V2A
	V4A	100 x 100	≤ 30	60014512 8605050593384	40	CO6 100x100 V4A

Cevna obujmica, namenjena za spust trake niz odvodnu cev ili uzemljivanju odvodne cevi.

Pipe clamp, intended for lowering flat down a drain pipe or for grounding a drain pipe.

CO

CO7 cevna obujmica

CO7 pipe clamp



	Materijal Material	Dimezije (mm) Dimensions (mm)	Provodnik (mm) Conductor (mm)	Šifra artikla Article	Bar kod Barcode	Pakovanje (kom) Pack (piece)	Tip Typ
	V2A	3/8"	1 – 16	60014611	8605050593391	50	CO7 3/8" V2A
		1/2"	1 – 16	60014711	8605050593407	50	CO7 1/2" V2A
		3/4"	1 – 16	60014811	8605050593414	50	CO7 3/4" V2A
		1"	1 – 16	60014911	8605050593421	50	CO7 1" V2A
		5/4"	1 – 16	60015011	8605050593438	50	CO7 5/4" V2A
		1 1/2"	1 – 16	60015111	8605050593445	50	CO7 1 1/2" V2A
		1 3/4"	1 – 16	60015211	8605050593452	50	CO7 1 3/4" V2A
		2"	1 – 16	60015311	8605050593469	50	CO7 2" V2A
	V4A	3/8"	1 – 16	60015412	8605050593476	50	CO7 3/8" V4A
		1/2"	1 – 16	60015512	8605050593483	50	CO7 1/2" V4A
		3/4"	1 – 16	60015612	8605050593490	50	CO7 3/4" V4A
		1"	1 – 16	60015712	8605050593506	50	CO7 1" V4A
		5/4"	1 – 16	60015812	8605050593513	50	CO7 5/4" V4A
		1 1/2"	1 – 16	60015912	8605050593520	50	CO7 1 1/2" V4A
		1 3/4"	1 – 16	60016012	8605050593537	50	CO7 1 3/4" V4A
		2"	1 – 16	60016112	8605050593544	50	CO7 2" V4A
	CU	3/8"	1 – 16	60016213	8605050593551	50	CO7 3/8" Cu
		1/2"	1 – 16	60016313	8605050593568	50	CO7 1/2" Cu
		3/4"	1 – 16	60016413	8605050593575	50	CO7 3/4" Cu
		1"	1 – 16	60016513	8605050593582	50	CO7 1" Cu
		5/4"	1 – 16	60016613	8605050593599	50	CO7 5/4" Cu
		1 1/2"	1 – 16	60016713	8605050593605	50	CO7 1 1/2" Cu
		1 3/4"	1 – 16	60016813	8605050593612	50	CO7 1 3/4" Cu
		2"	1 – 16	60016913	8605050593629	50	CO7 2" Cu

7. Kontaktni elemetni

Contact Elements





KE

KE1 kontaktni element

KE1 contact element



	Materijal Material	Provodnik 1 (mm) Conductor 1 (mm)	Provodnik 2 (mm) Conductor 2 (mm)	Šifra artikla & Bar kod Article & Barcode	Pakovanje (kom) Pack (piece)	Tip Typ
1	V2A	≤ 30	≤ 30	70000111 8605050593636	50	KE1 V2A
	V4A	≤ 30	≤ 30	70000212 8605050593643	50	KE1 V4A
	UP 1000	≤ 30	≤ 30	70000419 8605050593667	50	KE1 UP 1000
	PL	≤ 30	≤ 30	70000520 8605050593674	50	KE1 PL

Ukrsni komad 60 x 60 traka – traka, namenjen je za spajanje trake širine do 30 mm. Sastavljen od 3 pločice dimenzija 60 x 60, 4 vijka sa šestougaonom glavom M8 i 4 matice M8.

Cross piece 60 x 60 tape – tape, intended for connecting tape up to a width of 30 mm. Consisting of 3 plates measuring 60 x 60, 4 hexagon screws M8 and 4 nuts M8.

KE2 kontaktni element

KE2 contact element



	Materijal Material	Provodnik 1 (mm) Conductor 1 (mm)	Provodnik 2 (mm) Conductor 2 (mm)	Šifra artikla & Bar kod Article & Barcode	Pakovanje (kom) Pack (piece)	Tip Typ
1	V2A	Ø 8 – 10	≤ 30	70000611 8605050593681	50	KE2 V2A
	V4A	Ø 8 – 10	≤ 30	70000712 8605050593698	50	KE2 V4A
	Cu	Ø 8	≤ 30	70000813 8605050593704	50	KE2 Cu
	UP 1000	Ø 8 – 10	≤ 30	70000919 8605050593711	50	KE2 UP 1000
	PL	Ø 8 – 10	≤ 30	70001020 8605050593728	50	KE2 PL

Ukrsni komad 60 x 60 žica – traka, namenjen je za spajanje okruglih provodnika i trake širine do 30 mm. Sastavljen je od 3 pločice dimenzija 60 x 60, 4 vijka sa šestougaonom glavom M8 i 4 matice M8.

Cross piece 60 x 60 wire – tape, intended for connecting round conductors and tape up to a width of 30 mm. Consisting of 3 plates measuring 60 x 60, 4 hexagon screws M8 and 4 nuts M8.

KE3 kontaktni element

KE3 contact element



	Materijal Material	Provodnik 1 (mm) Conductor 1 (mm)	Provodnik 2 (mm) Conductor 2 (mm)	Šifra artikla & Bar kod Article & Barcode	Pakovanje (kom) Pack (piece)	Tip Typ
1	V2A	Ø 8 – 10	Ø 8 – 10	70001111 8605050593735	50	KE3 V2A
	V4A	Ø 8 – 10	Ø 8 – 10	70001212 8605050593742	50	KE3 V4A
	Cu	Ø 8	Ø 8	70001313 8605050593759	50	KE3 Cu
	UP 1000	Ø 8 – 10	Ø 8 – 10	70001419 8605050593766	50	KE3 UP 1000
	PL	Ø 8 – 10	Ø 8 – 10	70001520 8605050593773	50	KE3 PL

Ukrsni komad 60 x 60 žica – žica, namenjen je za spajanje okruglih provodnika različitih dimenzija. Sastavljen je od 3 pločice dimenzija 60 x 60, 4 vijka sa šestougaonom glavom M8 i 4 matice M8.

Cross piece 60 x 60 wire – wire, intended for connecting round conductors of different dimensions. Consisting of 3 plates measuring 60 x 60, 4 hexagon screws M8 and 4 nuts M8.

KE4 kontaktni element

KE4 contact element



	Materijal Material	Provodnik 1 *(mm)* Conductor 1 *(mm)*	Provodnik 2 *(mm)* Conductor 2 *(mm)*	Šifra artikla & Bar kod Article & Barcode	Pakovanje *(kom)* Pack *(piece)*	Tip Typ
1	V2A	≤ 30	≤ 30	70001611 8605050593780	50	KE4 V2A
	V4A	≤ 30	≤ 30	70001712 8605050593797	50	KE4 V4A
	UP 1000	≤ 30	≤ 30	70001919 8605050593810	50	KE4 UP 1000
	PL	≤ 30	≤ 30	70009720 8605050595036	50	KE4 PL

Ukrsni komad 60 x 60 traka – traka, namenjen je za spajanje trake širine do 30 mm. Sastavljen od 3 pločice dimenzija 60 x 60, 4 vijka sa šestougaonom glavom M8 i 4 matice M8.

Cross piece 60 x 60 tape – tape, intended for connecting tape up to a width of 30 mm. Consisting of 3 plates measuring 60 x 60, 4 carriage screws M8 and 4 nuts M8.

KE5 kontaktni element

KE5 contact element



	Materijal Material	Provodnik 1 *(mm)* Conductor 1 *(mm)*	Provodnik 2 *(mm)* Conductor 2 *(mm)*	Šifra artikla & Bar kod Article & Barcode	Pakovanje *(kom)* Pack *(piece)*	Tip Typ
1	V2A	Ø 8 – 10	≤ 30	70002011 8605050593827	50	KE5 V2A
	V4A	Ø 8 – 10	≤ 30	70002112 8605050593834	50	KE5 V4A
	Cu	Ø 8	≤ 30	70002213 8605050593841	50	KE5 Cu
	UP 1000	Ø 8 – 10	≤ 30	70002319 8605050593858	50	KE5 UP 1000
	PL	Ø 8 – 10	≤ 30	70009820 8605050595043	50	KE5 PL

Ukrsni komad 60 x 60 žica – traka, namenjen je za spajanje okruglih provodnika i trake širine do 30 mm. Sastavljen je od 3 pločice dimenzija 60 x 60, 4 torban vijka M8 i 4 matice M8.

Cross piece 60 x 60 wire – tape, intended for connecting round conductors and tape up to a width of 30 mm. onsisting of 3 plates measuring 60 x 60, 4 carriage screws M8 and 4 nuts M8.

KE6 kontaktni element

KE6 contact element



	Materijal Material	Provodnik 1 *(mm)* Conductor 1 *(mm)*	Provodnik 2 *(mm)* Conductor 2 *(mm)*	Šifra artikla & Bar kod Article & Barcode	Pakovanje *(kom)* Pack *(piece)*	Tip Typ
1	V2A	Ø 8 – 10	Ø 8 – 10	70002411 8605050593865	50	KE6 V2A
	V4A	Ø 8 – 10	Ø 8 – 10	70002512 8605050593872	50	KE6 V4A
	Cu	Ø 8	Ø 8	70002613 8605050593889	50	KE6 Cu
	UP 1000	Ø 8 – 10	Ø 8 – 10	70002719 8605050593896	50	KE6 UP 1000
	PL	Ø 8 – 10	Ø 8 – 10	70009920 8605050595050	50	KE6 PL

Ukrsni komad 60 x 60 žica – žica, namenjen je za spajanje okruglih provodnika različitih dimenzija. Sastavljen je od 3 pločice dimenzija 60 x 60, 4 torban vijka M8 i 4 matice M8.

Cross piece 60 x 60 wire – wire, intended for connecting round conductors of different dimensions. Consisting of 3 plates measuring 60 x 60, 4 carriage screws M8 and 4 nuts M8.

KE7 kontaktni element

KE7 contact element



	Materijal Material	Provodnik 1 *(mm)* Conductor 1 *(mm)*	Provodnik 2 *(mm)* Conductor 2 *(mm)*	Šifra artikla & Bar kod Article & Barcode	Pakovanje *(kom)* Pack *(piece)*	Tip Typ
1	V2A	≤ 25	≤ 25	70002811 8605050593902	50	KE7 V2A
	V4A	≤ 25	≤ 25	70002912 8605050593919	50	KE7 V4A
	UP 1000	≤ 25	≤ 25	70003119 8605050593933	50	KE7 UP 1000

Ukrsni komad 50 x 50 traka – traka, namenjen je za spajanje trake širine do 25 mm. Sastavljen od 3 pločice dimenzija 50 x 50, 4 vijka sa šestougaonom glavom M8 i 4 matice M8.

Cross piece 50 x 50 tape – tape, intended for connecting tape up to a width of 25 mm. Consisting of 3 plates measuring 50 x 50, 4 hexagon screws M8 and 4 nuts M8.

KE8 kontaktni element

KE8 contact element



	Materijal Material	Provodnik 1 *(mm)* Conductor 1 *(mm)*	Provodnik 2 *(mm)* Conductor 2 *(mm)*	Šifra artikla & Bar kod Article & Barcode	Pakovanje *(kom)* Pack *(piece)*	Tip Typ
1	V2A	Ø 8 – 10	≤ 25	70003211 8605050593940	50	KE8 V2A
	V4A	Ø 8 – 10	≤ 25	70003312 8605050593957	50	KE8 V4A
	Cu	Ø 8	≤ 25	70003413 8605050593964	50	KE8 Cu
	UP 1000	Ø 8 – 10	≤ 25	70003519 8605050593971	50	KE8 UP 1000

Ukrsni komad 50 x 50 žica – traka, namenjen je za spajanje okruglih provodnika i trake širine do 25 mm. Sastavljen je od 3 pločice dimenzija 50 x 50, 4 vijka sa šestougaonom glavom M8 i 4 matice M8.

Cross piece 50 x 50 wire – tape, intended for connecting round conductors and tape up to a width of 25 mm. Consisting of 3 plates measuring 50 x 50, 4 hexagon screws M8 and 4 nuts M8.

KE9 kontaktni element

KE9 contact element



	Materijal Material	Provodnik 1 *(mm)* Conductor 1 *(mm)*	Provodnik 2 *(mm)* Conductor 2 *(mm)*	Šifra artikla & Bar kod Article & Barcode	Pakovanje *(kom)* Pack *(piece)*	Tip Typ
1	V2A	Ø 8 – 10	Ø 8 – 10	70003611 8605050593988	50	KE9 V2A
	V4A	Ø 8 – 10	Ø 8 – 10	70003712 8605050593995	50	KE9 V4A
	Cu	Ø 8	Ø 8	70003813 8605050594008	50	KE9 Cu
	UP 1000	Ø 8 – 10	Ø 8 – 10	70003919 8605050594015	50	KE9 UP 1000

Ukrsni komad 50 x 50 žica – žica, namenjen je za spajanje okruglih provodnika različitih dimenzija. Sastavljen je od 3 pločice dimenzija 50 x 50, 4 vijka sa šestougaonom glavom M8 i 4 matice M8.

Cross piece 50 x 50 wire – wire, intended for connecting round conductors of different dimensions. Consisting of 3 plates measuring 50 x 50, 4 hexagon screws M8 and 4 nuts M8.

KE10 kontaktni element

KE10 contact element



	Materijal Material	Provodnik 1 *(mm)* Conductor 1 *(mm)*	Provodnik 2 *(mm)* Conductor 2 *(mm)*	Šifra artikla & Bar kod Article & Barcode	Pakovanje *(kom)* Pack *(piece)*	Tip Typ
1	V2A	≤ 40	≤ 40	70004011 8605050594022	50	KE10 V2A
	V4A	≤ 40	≤ 40	70004112 8605050594039	50	KE10 V4A
	UP 1000	≤ 40	≤ 40	70004319 8605050594053	50	KE10 UP 1000
	PL	≤ 40	≤ 40	70010020 8605050595128	50	KE10 PL

Ukrsni komad 80 x 80 traka – traka, namenjen je za spajanje trake širine do 40 mm. Sastavljen od 3 pločice dimenzija 80 x 80, 4 vijka sa šestougaonom glavom M8 i 4 matice M8.

Cross piece 80 x 80 tape – tape, intended for connecting tape up to a width of 40 mm. Consisting of 3 plates measuring 80 x 80, 4 hexagon screws M8 and 4 nuts M8.

KE11 kontaktni element

KE11 contact element



	Materijal Material	Provodnik 1 *(mm)* Conductor 1 *(mm)*	Provodnik 2 *(mm)* Conductor 2 *(mm)*	Šifra artikla & Bar kod Article & Barcode	Pakovanje *(kom)* Pack *(piece)*	Tip Typ
1	V2A	≤ 40	≤ 40	70004411 8605050594060	50	KE11 V2A
	V4A	≤ 40	≤ 40	70004512 8605050594077	50	KE11 V4A
	UP 1000	≤ 40	≤ 40	70004719 8605050594091	50	KE11 UP 1000
	PL	≤ 40	≤ 40	70010120 8605050595135	50	KE11 PL

Ukrsni komad 80 x 80 traka – traka, namenjen je za spajanje trake širine do 40 mm. Sastavljen od 3 pločice dimenzija 80 x 80, 4 torban vijka M8 i 4 matice M8.

Cross piece 80 x 80 tape – tape, intended for connecting tape up to a width of 40 mm. Consisting of 3 plates measuring 80 x 80, 4 carriage screws M8 and 4 nuts M8.

KE12 kontaktni element

KE12 contact element

1



2



	Materijal Material	Provodnik *(mm)* Conductor *(mm)*	Provodnik *(mm)* Conductor *(mm)*	Šifra artikla & Bar kod Article & Barcode	Pakovanje *(kom)* Pack *(piece)*	Tip Typ
1	V2A	Ø 8 – 10	Ø 16 – 20	70004811 8605050594107	50	KE12 Ø8–10 V2A
	V4A	Ø 8 – 10	Ø 16 – 20	70004912 8605050594114	50	KE12 Ø8–10 V4A
	CU	Ø 8	Ø 16 – 20	70005013 8605050594121	50	KE12 Ø8 Cu
	UP 1000	Ø 8 – 10	Ø 16 – 20	70005119 8605050594138	50	KE12 Ø8–10 UP 1000
2	V2A	≤ 30	Ø 16 – 20	70005211 8605050594145	50	KE12 ≤30 V2A
	V4A	≤ 30	Ø 16 – 20	70005312 8605050594152	50	KE12 ≤30 V4A
	CU	≤ 30	Ø 16 – 20	70005413 8605050594169	50	KE12 ≤30 Cu
	UP 1000	≤ 30	Ø 16 – 20	70005519 8605050594176	50	KE12 ≤30 UP 1000

Ukrsni komad, namenjen je za spajanje provodnika različitih dimenzija u zemlji i iznad nje. Sastavljen od 3 pločice dimenzija 60 x 60, 4 vijka sa šestougaonom glavom M8 i 4 matice M8.

Cross piece, intended for connecting conductors of different dimensions both underground and above ground. Consisting of 3 plates measuring 60 x 60, 4 hexagon screws and 4 nuts M8.

KE

KE13 kontaktni element

KE13 contact element



	Materijal Material	Dužina *(mm)* Length *(mm)*	Provodnik 2 *(mm)* Conductor 2 *(mm)*	Šifra artikla & Bar kod Article & Barcode	Pakovanje *(kom)* Pack *(piece)*	Tip Typ
1	V2A	100	Ø 8 – 10	70005611 8605050594183	120	KE13 Ø8-10 V2A
	V4A	100	Ø 8 – 10	70005712 8605050594190	120	KE13 Ø8-10 V4A
	Cu	100	Ø 8	70005813 8605050594206	120	KE13 Ø8 Cu
	Al	100	Ø 8 – 10	70010214 8605050595180	120	KE13 Ø8-10 Al

Kontaktni element, namenjen je za spajanje okruglog provodnika Ø 8 – 10 mm.

Contact element, intended for connecting round conductors Ø 8 – 10 mm.

KE14 kontaktni element

KE14 contact element



	Materijal Material	Provodnik 1 *(mm)* Conductor 1 *(mm)*	Provodnik 2 *(mm)* Conductor 2 *(mm)*	Šifra artikla & Bar kod Article & Barcode	Pakovanje *(kom)* Pack *(piece)*	Tip Typ
1	V2A	Ø 8 – 10	Ø 8 – 10	70005911 8605050594213	120	KE14 Ø8-10 V2A
	V4A	Ø 8 – 10	Ø 8 – 10	70006012 8605050594220	120	KE14 Ø8-10 V4A
	Cu	Ø 8	Ø 8	70006113 8605050594237	120	KE14 Ø 8 Cu
	UP 1000	Ø 8 – 10	Ø 8 – 10	70006219 8605050594244	120	KE14 Ø8-10 UP 1000

Kontaktni element, namenjen je za spajanje okruglog provodnika Ø 8 – 10 mm. Sastavljen je od 2 pločice dimenzija 45 x 45, torban vijka M10 i matice M10.

Contact element, intended for connecting round conductors Ø 8 – 10 mm. Consisting of 2 plates measuring 45 x 45, 1 carriage screw M10 and 1 nut M10.

KE15 kontaktni element

KE15 contact element



	Materijal Material	Provodnik *(mm)* Conductor *(mm)*	Šifra artikla & Bar kod Article & Barcode	Pakovanje *(kom)* Pack *(piece)*	Tip Typ
1	V2A	Ø 8 – 10	70006311 8605050594251	100	KE15 Ø8-10 V2A
	V4A	Ø 8 – 10	70006412 8605050594268	100	KE15 Ø8-10 V4A
	CU	Ø 8	70006513 8605050594275	100	KE15 Ø8 Cu
	UP 1000	Ø 8 – 10	70006619 8605050594282	100	KE15 Ø8-10 UP 1000
2	V2A	≤ 25	70006711 8605050594299	100	KE15 ≤25 V2A
	V4A	≤ 25	70006812 8605050594305	100	KE15 ≤25 V4A
	UP 1000	≤ 25	70007019 8605050594329	100	KE15 ≤25 UP 1000

Kontaktni element, namenjen za spajanje provodnika i metalnih delova. Sastavljen od 3 pločice dimenzija 20 x 50, 2 vijka sa šestougaonom glavom M6 i 2 matice M6.

Contact element, intended for connecting conductors and metal parts. Consisting of 3 plates measuring 20 mm x 48 mm, 2 screws M6 and 2 nuts M6.

KE16 kontaktni element

KE16 contact element



	Materijal Material	Provodnik *(mm)* Conductor *(mm)*	Šifra artikla & Bar kod Article & Barcode	Pakovanje *(kom)* Pack *(piece)*	Tip Typ
1	V2A	Ø 8 - 10	70007111 8605050594336	80	KE16 Ø8-10 V2A
	V4A	Ø 8 - 10	70007212 8605050594343	80	KE16 Ø8-10 V4A
	CU	Ø 8	70007313 8605050594350	80	KE16 Ø8 Cu
	UP 1000	Ø 8 - 10	70007419 8605050594367	80	KE16 Ø8-10 UP 1000
2	V2A	≤ 20	70007511 8605050594374	80	KE16 ≤20 V2A
	V4A	≤ 20	70007612 8605050594381	80	KE16 ≤20 V4A
	UP 1000	≤ 20	70007819 8605050594404	80	KE16 ≤20 UP 1000

Odkapnik, sprečava slivanje vode po gromobranskom provodniku.

/

KE17 kontaktni element

KE17 contact element



	Materijal Material	Provodnik 1 *(mm)* Conductor 1 *(mm)*	Provodnik 2 *(mm)* Conductor 2 *(mm)*	Šifra artikla & Bar kod Article & Barcode	Pakovanje *(kom)* Pack *(piece)*	Tip Typ
1	PL	≤ 40	< Ø 20	70007920 8605050594411	100	KE17 < Ø20 PL
		≤ 40	< Ø 32	70008020 8605050594428	100	KE17 < Ø32 PL

Kontaktni element, namenjen je za spajanje trake širine do 40 mm i armature temelja u betonu. Sastavljen je od spojnice i vijka M10.

Contact element, intended for connecting tape up to 40 mm wide and foundation reinforcement. Consisting of connector and screw M10.

KE18 kontaktni element

KE18 contact element



	Materijal Material	Provodnik 1 *(mm)* Conductor 1 *(mm)*	Šifra artikla & Bar kod Article & Barcode	Pakovanje *(kom)* Pack *(piece)*	Tip Typ
1	V2A	Ø 8 - 10	70008111 8605050594435	80	KE18 Ø8-10 V2A
	V4A	Ø 8 - 10	70008212 8605050594442	80	KE18 Ø8-10 V4A
	Cu	Ø 8	70008313 8605050594459	80	KE18 Ø8 Cu
	UP 1000	Ø 8 - 10	70008419 8605050594466	80	KE18 Ø8-10 UP 1000

Kontaktni element, namenjen je za spajanje okruglih provodnika Ø 8 - Ø 10 mm i metalnih delova odnosno kao nosač okruglog provodnika na limenim krovovima.

Contact element, intended for connecting round conductors Ø 8 - Ø 10 mm and metal parts, or as a holder for round conductors on metal roof.

KE19 kontaktni element

KE19 contact element



1



2



	Materijal Material	Provodnik *(mm)* Conductor *(mm)*	Šifra artikla & Bar kod Article & Barcode	Pakovanje *(kom)* Pack *(piece)*	Tip Typ
1	V2A	Ø 8 – 10	70008511 8605050594473	100	KE19 Ø8-10 V2A
	V4A	Ø 8 – 10	70008612 8605050594480	100	KE19 Ø8-10 V4A
	CU	Ø 8	70008713 8605050594497	100	KE19 Ø8 Cu
	UP 1000	Ø 8 – 10	70008819 8605050594503	100	KE19 Ø8-10 UP 1000
2	V2A	≤ 20	700089118 605050594510	100	KE19 ≤20 V2A
	V4A	≤ 20	70009012 8605050594527	100	KE19 ≤20 V4A
	UP 1000	≤ 20	70009219 8605050594541	100	KE19 ≤20 UP 1000

Odkapnik, sprečava slivanje vode po gromobranskom provodniku.

Drip edge clamp.

KE20 kontaktni element

KE20 contact element



	Materijal Material	Provodnik 1 *(mm)* Conductor 1 *(mm)*		Šifra artikla & Bar kod Article & Barcode	Pakovanje *(kom)* Pack *(piece)*	Tip Typ
1	V2A	Ø 8 – 10		70009311 8605050594558	100	KE20 Ø8-10 V2A
	V4A	Ø 8 – 10		70009412 8605050594565	100	KE20 Ø8-10 V4A
	Cu	Ø 8		70009513 8605050594572	100	KE20 Ø8 Cu
	UP 1000	Ø 8 – 10		70009619 8605050594589	100	KE20 Ø8-10 UP 1000

Oznaka mernog mesta, namenjena označavanju mernog mesta.

Marking of the measuring point, intended for marking the measuring point.



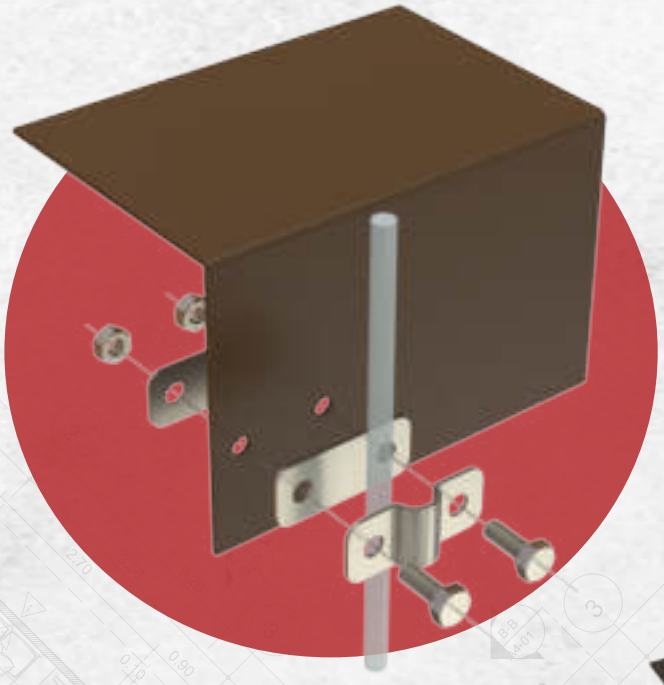



8. Provodnici i uzemljivači

Conductors and earthing

PU1 provodnik
PU1 conductor



	Materijal Material	Dimenzija *(mm)* Dimensions *(mm)*		Šifra artikla & Bar kod Article & Barcode	Pakovanje *(m)* Pack *(m)*	Tip Typ
1	CU	Ø 8		80000113 8605050594596	40 - 80	PU1 Ø8 Cu
Žica - Okrugli provodnik napravljen od bakra.						
Wire - Round conductor made of copper.						

PU2 provodnik
PU2 conductor



	Materijal Material	Provodnik *(mm)* Conductor *(mm)*		Šifra artikla & Bar kod Article & Barcode	Pakovanje *(m)* Pack *(m)*	Tip Typ
1	V2A	Ø 8		80000211 8605050594602	40 - 120	PU2 Ø8 V2A
	V4A	Ø 8		80000312 8605050594619	40 - 120	PU2 Ø8 V4A
2	V2A	Ø 10		80000511 8605050594626	40 - 120	PU2 Ø10 V2A
	V4A	Ø 10		80000612 8605050594633	40 - 120	PU2 Ø10 V4A
Žica - Okrugli provodnik napravljen od nerđajućeg čelika.						
Wire - Round conductor made of stainless steel.						

PU3 provodnik
PU3 conductor



	Materijal Material	Provodnik *(mm)* Conductor *(mm)*		Šifra artikla & Bar kod Article & Barcode	Pakovanje *(m)* Pack *(m)*	Tip Typ
1	Al	Ø 8		80000614 8605050594640	40 - 120	PU3 Ø8 Al
2	Al	Ø 10		80000714 8605050594657	40 - 120	PU3 Ø10 Al
Žica - Okrugli provodnik napravljen od aluminijuma.						
Wire - Round conductor made of aluminum.						

PU

PU4 provodnik
PU4 conductor



	Materijal Material	Dimenzija *(mm)* Dimensions *(mm)*	Šifra artikla & Bar kod Article & Barcode	Pakovanje *(m)* Pack *(m)*	Tip Typ
1	V2A	30 x 3.5	80000811 8605050594664	50	PU4 30x3.5 V2A
	V4A	30 x 3.5	80000912 8605050594671		PU4 30x3.5 V4A

Traka – Provodnik napravljen od nerđajućeg čelika.

Tape – Conductor made of stainless steel.

PU5 provodnik
PU5 conductor



	Materijal Material	Dimenzija *(mm)* Dimensions *(mm)*	Šifra artikla & Bar kod Article & Barcode	Pakovanje *(kg)* Pack *(kg)*	Tip Typ
1	TC	20 x 3	80001021 8605050594688	50	PU5 20x3 TC
		25 x 4	80001121 8605050594695		PU5 25x4 TC

Traka – Provodnik napravljen od čelika.

Tape – Conductor made of steel.

PU6 provodnik
PU6 conductor



	Materijal Material	Dužina *(mm)* Length *(mm)*	Dimenzije *(mm)* Dimensions *(mm)*	Šifra artikla & Bar kod Article & Barcode	Pakovanje *(kom)* Pack *(piece)*	Tip Typ
1	TC	1000	50 x 50 x 5	80001221 8605050594701	1	PU6 L-1000 TC
		1500	50 x 50 x 5	80001321 8605050594718	1	PU6 L-1500 TC
		2000	50 x 50 x 5	80001421 8605050594725	1	PU6 L-2000 TC
		3000	50 x 50 x 5	80001521 8605050594732	1	PU6 L-3000 TC

Sonda, izrađena od toplo pocinkovanog čelika, zajedno sa ukrsnim komadom za traku do 30 mm ili sa ukrsnim komadom za žicu Ø 8 – Ø 10.

Profiled Earth Rods, made of hot galvanized steel with cross-section dimensions 50 mm x 50 mm x 5mm, with a connecting clamp.

PU7 provodnik
PU7 conductor



	Materijal Material	Dužina *(mm)* Length *(mm)*		Šifra artikla & Bar kod Article & Barcode	Pakovanje *(kom)* Pack *(piece)*	Tip Typ
1	TC	1000		80002221 8605050595142	1	PU7 L-1000 TC
		1500		80002321 8605050595159	1	PU7 L-1500 TC
		2000		80002421 8605050595166	1	PU7 L-2000 TC
		3000		80002521 8605050595173	1	PU7 L-3000 TC

T sonda, izrađena od toplo pocinkovanog čelika, zajedno sa ukrsnim komadom za traku do 30 mm ili sa ukrsnim komadom za žicu Ø 8 – Ø 10.

Profiled Earth Rods, made of hot galvanized steel with t section, with a connecting clamp.

PU8 provodnik

PU8 conductor



	Materijal Material	Dužina *(mm)* Length *(mm)*	Dimenzije *(mm)* Dimensions *(mm)*	Šifra artikla & Bar kod Article & Barcode	Pakovanje *(kom)* Pack *(piece)*	Tip Typ
1	FeCu	1500	Ø 14.2	80001613 8605050594749	1	PU8 Ø14.2 FeCu
		1500	Ø 17.2	80001713 8605050594756	1	PU8 Ø17.2 FeCu
		1500	Ø 20	80001813 8605050594763	1	PU8 Ø20 FeCu

Sonda, izrađena od čelika i presvučena bakrom, zajedno sa priključnim elementom za okrugli provodnik do 10 mm.

Earth rod made of steel, copper coated, with a connection clamp for round cross-section conductor of up to 10 mm diameter.

PU9 provodnik

PU9 conductor



	Materijal Material	Dužina *(mm)* Length *(mm)*	Dimenzije *(mm)* Dimensions *(mm)*	Šifra artikla & Bar kod Article & Barcode	Pakovanje *(kom)* Pack *(piece)*	Tip Typ
1	V2A	1500	Ø 20	80001911 8605050594770	1	PU9 Ø20 V2A
	V4A	1500	Ø 20	80002012 8605050594787	1	PU9 Ø20 V4A

Sonda, ima mogućnost produžavanja tako da se nova sonda nastavlja na prethodnu.

Earth rod made of stainless steel. The rod can be extended.

PU10 provodnik

PU10 conductor



	Materijal Material	Dimenzija *(mm)* Dimensions *(mm)*	Šifra artikla & Bar kod Article & Barcode	Pakovanje *(kg)* Pack *(kg)*	Tip Typ
1	Al	Ø 8	80002114 8605050594794	1	PU10 Ø8 Al

Rastezni element, namenjen je izjednačavanju promene dužine provodnika usled temperaturnih rastezanja. Predlažemo ugradnju rasteznog elementa u gromobranskoj instalaciji gde je dužina vodova veća od 20m.

Expansion element, intended to equalize the change in conductor length due to thermal expansion. We recommend installing the expansion element in the lightning protection system where the length of the conductors exceeds 20 meters.

9. Štapne hvataljke

Wall Bracket

SH1 štapna hvataljka

SH1 termination rod



	Materijal Material	Dužina L *(mm)* Length L *(mm)*	Dužina L1/L2 *(mm)* Length L1/L2 *(mm)*	Šifra artikla & Bar kod Article & Barcode	Pakovanje *(kom)* Pack *(piece)*	Tip Typ
1	Al	1000	/	90000114 8605050594800	1	SH1 L-1m Al
		1500	500 / 1000	90000214 8605050594817		SH1 L-1.5m (0.5/1) Al
		2000	1000 / 1000	90000314 8605050594824		SH1 L-2m (1/1) Al
		2500	1500 / 1000	90000414 8605050594831		SH1 L-2.5m (1.5/1) Al
		3000	2000 / 1000	90000514 8605050594848		SH1 L-3m (2/1) Al
		4000	3000 / 1000	90000614 8605050594855		SH1 L-4m (3/1) Al

Štapna hvataljka za zaštitu isturenih delova krova.

Air termination rod located above the protected premises.

SH2 štapna hvataljka

SH2 termination rod



	Materijal Material	Dužina L *(mm)* Length L *(mm)*	Dužina L1/L2 *(mm)* Length L1/L2 *(mm)*	Šifra artikla & Bar kod Article & Barcode	Pakovanje *(kom)* Pack *(piece)*	Tip Typ
1	Al	4000	2000 / 2000	90000714 8605050594985	1	SH2 L-4m (2/2) Al
		5000	3000 / 2000	90000814 8605050594992		SH2 L-5m (3/2) Al
		5500	3000 / 2500	90000914 8605050595005		SH2 L-5.5m (3/2.5) Al
		6000	3000 / 3000	90001014 8605050595012		SH2 L-6m (3/3) Al
		7000	3000 / 4000	90001114 8605050595029		SH2 L-7m (3/4) Al

Štapna hvataljka za zašitu isturenih delova krova, postavljena na betonskom postolju na ravnom krovu.

Air termination rod located above the protected premises fastened to support stand on flat roofs.

SH

SH3 betonsko postolje

SH3 concrete base



	Materijal Material	Težina *(kg)* Weight *(kg)*		Šifra artikla & Bar kod Article & Barcode	Pakovanje *(kom)* Pack *(piece)*	Tip Typ
1	beton/concrete	20,5		90001200 8605050594886	40	SH3

Betonsko postolje za montažu štapne hvataljke na ravan krov. Težine 20kg

Concrete bases for air-termination rods.

SH4 plastična podloga

SH4 plastic base



	Materijal Material	Težina *(kg)* Weight *(kg)*		Šifra artikla & Bar kod Article & Barcode	Pakovanje *(kom)* Pack *(piece)*	Tip Typ
1				90001300 8605050594893	20	SH4

Plastična podloga za zaštitu PVC krovnih pokrivača, kada se postavlja betonsko postolje.

Plastic base for protecting PVC roofing sheets when installing a concrete pedestal.

SH5 tronožac

SH5



	Materijal Material	Težina *(kg)* Weight *(kg)*		Šifra artikla & Bar kod Article & Barcode	Pakovanje *(kom)* Pack *(piece)*	Tip Typ
1				90001400 8605050594909	1	SH5

Tronožac, namenjen za montažu štapnih hvataljki od 4 – 7 m na ravnom krovu. Po porudžbini dostupan tronožac koji ima mogućnost podešavanja ugla štapne hvataljke (u slučaju kada krov ima određeni nagib)

Tripod, intended for mouting rod holders from 4 to 7 meters on a flat roof. A custom-order tripod with the ability to adjust the angle of the rod holder (in case the roof has a certain slope) is available.

SH6 montažni element

SH6 mounting element



	Materijal Material	Težina *(kg)* Weight *(kg)*		Šifra artikla & Bar kod Article & Barcode	Pakovanje *(kom)* Pack *(piece)*	Tip Typ
1	TC			90001521 8605050594916	50	SH6

Montažni element za pričvršćenje distancera.

Fixing bracket for spacer.

SH7 distancer

SH7 spacer



	Materijal Material	Dužina *(mm)* Length *(mm)*		Šifra artikla & Bar kod Article & Barcode	Pakovanje *(kom)* Pack *(piece)*	Tip Typ
1		930		90001600 8605050594923	1	SH7

Distancer, služi za pričvršćenje štapne hvataljke.

Spacer, air-termination rods are fixed by means of spacers.

SH8 sabirnica

SH8 collector



	Materijal Material	Dužina *(mm)* Length *(mm)*		Šifra artikla & Bar kod Article & Barcode	Pakovanje *(kom)* Pack *(piece)*	Tip Typ
1				90001700 8605050594930	1	SH8

Sabirnica za izjednačenje potencijala.

Equipotential bonding busbar.

10. Alati

Tools

Ravnjač žice

Wire straightener



	Materijal Material	Provodnik *(mm)* Conductor *(mm)*		Šifra artikla & Bar kod Article & Barcode	Pakovanje *(kom)* Pack *(piece)*	Tip Typ
1		Ø 6 - 10		100000100 8605050594947	1	Al1

Ravnač žice, namenjen za ispravljanje žice.

Wire straightener.

Odvijač trake

Tape unwinder



	Materijal Material	Provodnik *(mm)* Conductor *(mm)*		Šifra artikla & Bar kod Article & Barcode	Pakovanje *(kom)* Pack *(piece)*	Tip Typ
1		25 - 30		100000200 8605050594954	1	Al2

Odvijač trake, namenjan za odvijanje trake.

Tape unwinder.

A



Alat za savijanje žice

Tool for bending wire



	Materijal Material	Provodnik *(mm)* Conductor *(mm)*		Šifra artikla & Bar kod Article & Barcode	Pakovanje *(kom)* Pack *(piece)*	Tip Typ
1		Ø 8 - 10		100000300 8605050594961	1	Al3

Ručni alat za žicu, namenjen je za ručno savijanje žice.

Tool for bending and straightening conductors.

PU5 provodnik

PU5 conductor



	Materijal Material	Provodnik *(mm)* Conductor *(mm)*		Šifra artikla & Bar kod Article & Barcode	Pakovanje *(kom)* Pack *(piece)*	Tip Typ
1		40		100000400 8605050594978	1	Al4

Ručni alat za traku, namenjen je za ručno ispravljanje i savijanje trake.

Tool for bending and straightening conductors.

Slemenski nosači

Roof ridge brackets

SN1	Šifra artikla Article	Bar kod Barcode	Tip Typ	Broj stranice Page number
	10000111	8605050589998	SN1 Ø8 V2A	14
	10000212	8605050590000	SN1 Ø8 V4A	14
	10000313	8605050590017	SN1 K Ø8 Cu	14
	10000411	8605050590024	SN1 Ø8-10 V2A	14
	10000512	8605050590031	SN1 Ø8-10 V4A	14
	10000613	8605050590048	SN1 Ø8 Cu	14

SN2	Šifra artikla Article	Bar kod Barcode	Tip Typ	Broj stranice Page number
	10000111	8605050589998	SN1 Ø8 V2A	14
	10000212	8605050590000	SN1 Ø8 V4A	14
	10000313	8605050590017	SN1 K Ø8 Cu	14
	10000411	8605050590024	SN1 Ø8-10 V2A	14
	10000512	8605050590031	SN1 Ø8-10 V4A	14
	10000613	8605050590048	SN1 Ø8 Cu	14

SN3	Šifra artikla Article	Bar kod Barcode	Tip Typ	Broj stranice Page number
	10000111	8605050589998	SN1 Ø8 V2A	14

Krovni nosači

Roof brackets

KN1	Šifra artikla Article	Bar kod Barcode	Tip Typ	Broj stranice Page number
	10000111	8605050589998	SN1 Ø8 V2A	18
	10000212	8605050590000	SN1 Ø8 V4A	18
	10000313	8605050590017	SN1 K Ø8 Cu	18
	10000411	8605050590024	SN1 Ø8-10 V2A	18

KN2	Šifra artikla Article	Bar kod Barcode	Tip Typ	Broj stranice Page number
	20011311	8605050595081	KN2 Ø8 V2A	18
	20011412	8605050595098	KN2 Ø8 V4A	18
	20011511	8605050595104	KN2 Ø8-10 V2A	18
	20011612	8605050595111	KN2 Ø8-10 V4A	18

KN3	Šifra artikla Article	Bar kod Barcode	Tip Typ	Broj stranice Page number
	20000511	8605050590161	KN3 Ø8 V2A	18
	20000612	8605050590178	KN3 Ø8 V4A	18
	20000711	8605050590185	KN3 Ø8-10 V2A	18
	20000812	8605050590192	KN3 Ø8-10 V4A	18

KN4	Šifra artikla Article	Bar kod Barcode	Tip Typ	Broj stranice Page number
	20000915	8605050590208	KN4 Ø8-10 N-N	19

KN5	Šifra artikla Article	Bar kod Barcode	Tip Typ	Broj stranice Page number
	20001011	8605050590215	KN5 Ø8 V2A	19
	20001112	8605050590222	KN5 Ø8 V4A	19
	20001213	8605050590239	KN5 K Ø8 Cu	19
	20001311	8605050590246	KN5 Ø8-10 V2A	19
	20001412	8605050590253	KN5 Ø8-10 V4A	19
	20001513	8605050590260	KN5 Ø8 Cu	19

KN6	Šifra artikla Article	Bar kod Barcode	Tip Typ	Broj stranice Page number
	20001611	8605050590277	KN6 Ø8 V2A	19
	20001712	8605050590284	KN6 Ø8 V4A	19
	20001813	8605050590291	KN6 K Ø8 Cu	19
	20001911	8605050590307	KN6 Ø8-10 V2A	19
	20002012	8605050590314	KN6 Ø8-10 V4A	19
	20002113	8605050590321	KN6 Ø8 Cu	19

KN7	Šifra artikla Article	Bar kod Barcode	Tip Typ	Broj stranice Page number
	**20002211**	**8605050590338**	**KN7 Ø8 V2A**	20
	20002312	**8605050590345**	**KN7 Ø8 V4A**	20
	20002413	**8605050590352**	**KN7 K Ø8 Cu**	20
	**20002511**	**8605050590369**	**KN7 Ø8-10 V2A**	20
	20002612	**8605050590376**	**KN7 Ø8-10 V4A**	20
	20002713	**8605050590383**	**KN7 Ø8 Cu**	20

KN8	Šifra artikla Article	Bar kod Barcode	Tip Typ	Broj stranice Page number
	20002811	8605050590390	KN8 Ø8 V2A	20
	20002912	8605050590406	KN8 Ø8 V4A	20
	20003013	8605050590413	KN8 K Ø8 Cu	20
	20003111	8605050590420	KN8 Ø8–10 V2A	20
	20003212	8605050590437	KN8 Ø8–10 V4A	20
	20003313	8605050590444	KN8 Ø8–10 Cu	20

KN9	Šifra artikla Article	Bar kod Barcode	Tip Typ	Broj stranice Page number
	20003411	8605050590451	KN9 Ø8 V2A	20
	20003512	8605050590468	KN9 Ø8 V4A	20
	20003613	8605050590475	KN9 K Ø8 Cu	20
	20003711	8605050590482	KN9 Ø8–10 V2A	20
	20003812	8605050590499	KN9 Ø8–10 V4A	20
	20003913	8605050590505	KN9 Ø8 Cu	20

KN10	Šifra artikla Article	Bar kod Barcode	Tip Typ	Broj stranice Page number
	20004011	8605050590512	KN10 Ø8 V2A	21
	20004112	8605050590529	KN10 Ø8 V4A	21
	20004213	8605050590536	KN10 K Ø8 Cu	21
	20004311	8605050590543	KN10 Ø8–10 V2A	21
	20004412	8605050590550	KN10 Ø8–10 V4A	21
	20004513	8605050590567	KN10 Ø8 Cu	21

KN11	Šifra artikla Article	Bar kod Barcode	Tip Typ	Broj stranice Page number
	20004611	8605050590574	KN11 Ø8 V2A	21
	20004712	8605050590581	KN11 Ø8 V4A	21
	20004813	8605050590598	KN11 Ø8 Cu	21
	20004911	8605050590604	KN11 Ø8–10 V2A	21
	20005012	8605050590611	KN11 Ø8–10 V4A	21
	20005113	8605050590628	KN11 Ø8 Cu	21

KN12	Šifra artikla Article	Bar kod Barcode	Tip Typ	Broj stranice Page number
	20005211	8605050590635	KN12 Ø8 V2A	21
	20005312	8605050590642	KN12 Ø8 V4A	21
	20005413	8605050590659	KN12 Ø8 Cu	21
	20005511	8605050590666	KN12 Ø8–10 V2A	21
	20005612	8605050590673	KN12 Ø8–10 V4A	21
	20005713	8605050590680	KN12 Ø8 Cu	21

KN13	Šifra artikla Article	Bar kod Barcode	Tip Typ	Broj stranice Page number
	20005811	8605050590697	KN13 Ø8 V2A	22
	20005912	8605050590703	KN13 Ø8 V4A	22
	20006013	8605050590710	KN13 K Ø8 Cu	22
	20006111	8605050590727	KN13 Ø8–10 V2A	22
	20006212	8605050590734	KN13 Ø8–10 V4A	22
	20006313	8605050590741	KN13 Ø8 Cu	22

KN14	Šifra artikla Article	Bar kod Barcode	Tip Typ	Broj stranice Page number
	20006411	8605050590758	KN14 Ø8 V2A	22
	20006512	8605050590765	KN14 Ø8 V4A	22
	20006613	8605050590772	KN14 K Ø8 Cu	22
	20006711	8605050590789	KN14 Ø8–10 V2A	22
	20006812	8605050590796	KN14 Ø8–10 V4A	22
	20006913	8605050590802	KN14 Ø8 Cu	22

KN15	Šifra artikla Article	Bar kod Barcode	Tip Typ	Broj stranice Page number
	20007011	8605050590819	KN15 Ø8 V2A	22
	20007112	8605050590826	KN15 Ø8 V4A	22
	20007213	8605050590833	KN15 K Ø8 Cu	22
	20007311	8605050590840	KN15 Ø8–10 V2A	22
	20007412	8605050590857	KN15 Ø8–10 V4A	22
	20007513	8605050590864	KN15 Ø8 Cu	22



KN16	Šifra artikla Article	Bar kod Barcode	Tip Typ	Broj stranice Page number
	20007611	8605050590871	KN16 Ø8 V2A	23
	20007712	8605050590888	KN16 Ø8 V4A	23
	20007813	8605050590895	KN16 K Ø8 Cu	23
	20007911	8605050590901	KN16 Ø8–10 V2A	23
	20008012	8605050590918	KN16 Ø8–10 V4A	23
	20008113	8605050590925	KN16 Ø8 Cu	23

KN17	Šifra artikla Article	Bar kod Barcode	Tip Typ	Broj stranice Page number
	20008211	8605050590932	KN17 Ø8 V2A	23
	20008312	8605050590949	KN17 Ø8 V4A	23
	20008413	8605050590956	KN17 K Ø8 Cu	23
	20008511	8605050590963	KN17 Ø8–10 V2A	23
	20008612	8605050590970	KN17 Ø8–10 V4A	23
	20008713	8605050590987	KN17 Ø8 Cu	23

KN18	Šifra artikla Article	Bar kod Barcode	Tip Typ	Broj stranice Page number
	20008811	8605050590994	KN18 Ø8 V2A	23
	20008912	8605050591007	KN18 Ø8 V4A	23
	20009013	8605050591014	KN18 K Ø8 Cu	23
	20009111	8605050591021	KN18 Ø8–10 V2A	23
	20009212	8605050591038	KN18 Ø8–10 V4A	23
	20009313	8605050591045	KN18 Ø8 Cu	23

KN19	Šifra artikla Article	Bar kod Barcode	Tip Typ	Broj stranice Page number
	20009411	8605050591052	KN19 Ø8 V2A	24
	20009512	8605050591069	KN19 Ø8 V4A	24
	20009613	8605050591076	KN19 K Ø8 Cu	24
	20009711	8605050591083	KN19 Ø8–10 V2A	24
	20009812	8605050591090	KN19 Ø8–10 V4A	24
	20009913	8605050591106	KN19 Ø8 Cu	24

KN20	Šifra artikla Article	Bar kod Barcode	Tip Typ	Broj stranice Page number
	20010011	8605050591113	KN20 Ø8 V2A	24
	20010112	8605050591120	KN20 Ø8 V4A	24
	20010213	8605050591137	KN20 K Ø8 Cu	24
	20010311	8605050591144	KN20 Ø8–10 V2A	24
	20010412	8605050591151	KN20 Ø8–10 V4A	24
	20010513	8605050591168	KN20 Ø8 Cu	24

KN 21	Šifra artikla Article	Bar kod Barcode	Tip Typ	Broj stranice Page number
	20010618	8605050591175	KN21 Ø8–10 PE	24

KN 22	Šifra artikla Article	Bar kod Barcode	Tip Typ	Broj stranice Page number
	20010700	8605050591182	KN22 Sika	25
	20010800	8605050591199	KN22 Protan	25
	20010900	8605050591205	KN22 Sintafoil	25

KN 23	Šifra artikla Article	Bar kod Barcode	Tip Typ	Broj stranice Page number
	20011018	8605050591212	KN23 Ø8–10 PE	25

KN 24	Šifra artikla Article	Bar kod Barcode	Tip Typ	Broj stranice Page number
	20011118	8605050591229	KN24 Ø8–10 PE	25
	20011218	8605050591236	KN24 Ø8–10 PE + beton	25

Zidni nosači
Wall brackets

ZN 1	Šifra artikla Article	Bar kod Barcode	Tip Typ	Broj stranice Page number
	30000111	8605050591243	ZN1 Ø8 V2A	30
	30000212	8605050591250	ZN1 Ø8 V4A	30
	30000311	8605050591267	ZN1 Ø8–10 V2A	30
	30000412	8605050591274	ZN1 Ø8–10 V4A	30
	30000511	8605050591281	ZN1 ≤25 V2A	30
	30000612	8605050591298	ZN1 ≤25 V4A	30

ZN 2	Šifra artikla Article	Bar kod Barcode	Tip Typ	Broj stranice Page number
	30000715	8605050591304	ZN2 Ø8–10 N–N	30

ZN 3	Šifra artikla Article	Bar kod Barcode	Tip Typ	Broj stranice Page number
	30000811	8605050591311	ZN3 Ø8 V2A	31
	30000912	8605050591328	ZN3 Ø8 V4A	31
	30001011	8605050591335	ZN3 Ø8–10 V2A	31
	30001112	8605050591342	ZN3 Ø8–10 V4A	31
	30001211	8605050591359	ZN3 ≤25 V2A	31
	30001312	8605050591366	ZN3 ≤25 V4A	31

ZN 4	Šifra artikla Article	Bar kod Barcode	Tip Typ	Broj stranice Page number
	30001415	8605050591373	ZN4 Ø8–10 N–N	31

ZN 5	Šifra artikla Article	Bar kod Barcode	Tip Typ	Broj stranice Page number
	30001511	8605050591380	ZN5 Ø8 V2A	32
	30001612	8605050591397	ZN5 Ø8 V4A	32
	30001711	8605050591403	ZN5 Ø8–10 V2A	32
	30001812	8605050591410	ZN5 Ø8–10 V4A	32
	30001911	8605050591427	ZN5 ≤25 V2A	32
	30002012	8605050591434	ZN5 ≤25 V4A	32

ZN 6	Šifra artikla Article	Bar kod Barcode	Tip Typ	Broj stranice Page number
	30002115	8605050591441	ZN6 Ø8–10 N–N	32

ZN 7	Šifra artikla Article	Bar kod Barcode	Tip Typ	Broj stranice Page number
	30002211	8605050591458	ZN7 Ø8 V2A	33
	30002312	8605050591465	ZN7 Ø8 V4A	33
	30002411	8605050591472	ZN7 Ø8–10 V2A	33
	30002512	8605050591489	ZN7 Ø8–10 V4A	33
	30002611	8605050591496	ZN7 ≤25 V2A	33
	30002712	8605050591502	ZN7 ≤25 V4A	33

ZN 8	Šifra artikla Article	Bar kod Barcode	Tip Typ	Broj stranice Page number
	30002815	8605050591519	ZN8 Ø8–10 N–N	33

ZN 9	Šifra artikla Article	Bar kod Barcode	Tip Typ	Broj stranice Page number
	30002911	8605050591526	ZN9 Ø8 V2A	34
	30003012	8605050591533	ZN9 Ø8 V4A	34
	30003111	8605050591540	ZN9 Ø8–10 V2A	34
	30003212	8605050591557	ZN9 Ø8–10 V4A	34
	30003311	8605050591564	ZN9 ≤25 V2A	34
	30003412	8605050591571	ZN9 ≤25 V4A	34

ZN 10	Šifra artikla Article	Bar kod Barcode	Tip Typ	Broj stranice Page number
	30003515	8605050591588	ZN10 Ø8–10 N–N	34

ZN 11	Šifra artikla Article	Bar kod Barcode	Tip Typ	Broj stranice Page number
	30003611	8605050595067	ZN11 Ø8–10 V2A	35
	30003712	8605050595074	ZN11 Ø8–10 V4A	35

ZN 12	Šifra artikla Article	Bar kod Barcode	Tip Typ	Broj stranice Page number
	30003811	8605050595210	ZN12 V2A	35
	30003912	8605050595227	ZN12 V4A	35
	30004019	8605050595234	ZN12 UP 1000	35
	30004120	8605050595241	ZN12 PL	35

Merni ormarići
Measuring cabinet

MO 1	Šifra artikla Article	Bar kod Barcode	Tip Typ	Broj stranice Page number
	40000111	8605050591595	MO1 V2A	38
	40000212	8605050591601	MO1 V4A	38

MO 2	Šifra artikla Article	Bar kod Barcode	Tip Typ	Broj stranice Page number
	40000311	8605050591618	MO2 V2A	38
	40000412	8605050591625	MO2 V4A	38

MO 3	Šifra artikla Article	Bar kod Barcode	Tip Typ	Broj stranice Page number
	40000500	8605050591632	MO3	38

Mehanička zaštita
Mechanical protection

MZ 1	Šifra artikla Article	Bar kod Barcode	Tip Typ	Broj stranice Page number
	50000111	8605050591649	MZ1 V2A	41
	50000212	8605050591656	MZ1 V4A	41

MZ 2	Šifra artikla Article	Bar kod Barcode	Tip Typ	Broj stranice Page number
	50000311	8605050591663	MZ2 V2A	41
	50000412	8605050591670	MZ2 V4A	41

MZ 3	Šifra artikla Article	Bar kod Barcode	Tip Typ	Broj stranice Page number
	50000511	8605050591687	MZ3 V2A	42
	50000612	8605050591694	MZ3 V4A	42

MZ 4	Šifra artikla Article	Bar kod Barcode	Tip Typ	Broj stranice Page number
	50000711	8605050591700	MZ4 V2A	42
	50000812	8605050591717	MZ4 V4A	42

MZ 5	Šifra artikla Article	Bar kod Barcode	Tip Typ	Broj stranice Page number
	50000911	8605050591724	MZ5 V2A	42
	50001012	8605050591731	MZ5 V4A	42

MZ 6	Šifra artikla Article	Bar kod Barcode	Tip Typ	Broj stranice Page number
	50001111	8605050591748	MZ6 V2A	43
	50001212	8605050591755	MZ6 V4A	43

MZ 7	Šifra artikla Article	Bar kod Barcode	Tip Typ	Broj stranice Page number
	50001311	8605050591762	MZ7 V2A	43
	50001412	8605050591779	MZ7 V4A	43

MZ 8	Šifra artikla Article	Bar kod Barcode	Tip Typ	Broj stranice Page number
	50001511	8605050591786	MZ8 V2A	43
	50001612	8605050591793	MZ8 V4A	43

Cevne obujmice
Pipe clamps

CO 1	Šifra artikla Article	Bar kod Barcode	Tip Typ	Broj stranice Page number
	60000111	8605050591809	CO1 Ø60 V2A	46
	60000211	8605050591816	CO1 Ø70 V2A	
	60000311	8605050591823	CO1 Ø80 V2A	
	60000411	8605050591830	CO1 Ø90 V2A	
	60000511	8605050591847	CO1 Ø100 V2A	
	60000611	8605050591854	CO1 Ø110 V2A	
	60000711	8605050591861	CO1 Ø120 V2A	
	60000811	8605050591878	CO1 Ø130 V2A	
	60000911	8605050591885	CO1 Ø140 V2A	
	60001011	8605050591892	CO1 Ø150 V2A	
	60001111	8605050591908	CO1 Ø160 V2A	
	60001211	8605050591915	CO1 Ø170 V2A	
	60001311	8605050591922	CO1 Ø180 V2A	
	60001411	8605050591939	CO1 Ø190 V2A	
	60001511	8605050591946	CO1 Ø200 V2A	
	60001611	8605050591953	CO1 Ø210 V2A	
	60001711	8605050591960	CO1 Ø220 V2A	
	60001812	8605050591977	CO1 Ø60 V4A	
	60001912	8605050591984	CO1 Ø70 V4A	
	60002012	8605050591991	CO1 Ø80 V4A	
	60002112	8605050592004	CO1 Ø90 V4A	
	60002212	8605050592011	CO1 Ø100 V4A	
	60002312	8605050592028	CO1 Ø110 V4A	
	60002412	8605050592035	CO1 Ø120 V4A	
	60002512	8605050592042	CO1 Ø130 V4A	
	60002612	8605050592059	CO1 Ø140 V4A	
	60002712	8605050592066	CO1 Ø150 V4A	
	60002812	8605050592073	CO1 Ø160 V4A	
	60002912	8605050592080	CO1 Ø170 V4A	
	60003012	8605050592097	CO1 Ø180 V4A	

	60003112	8605050592103	CO1 Ø190 V4A	46
	60003212	8605050592110	CO1 Ø200 V4A	
	60003312	8605050592127	CO1 Ø210 V4A	
	60003412	8605050592134	CO1 Ø220 V4A	
	60003513	8605050592141	CO1 Ø60 Cu	
	60003613	8605050592158	CO1 Ø70 Cu	
	60003713	8605050592165	CO1 Ø80 Cu	
	60003813	8605050592172	CO1 Ø90 Cu	
	60003913	8605050592189	CO1 Ø100 Cu	
	60004013	8605050592196	CO1 Ø110 Cu	
	60004113	8605050592202	CO1 Ø120 Cu	
	60004213	8605050592219	CO1 Ø130 Cu	
	60004313	8605050592226	CO1 Ø140 Cu	
	60004413	8605050592233	CO1 Ø150 Cu	
	60004513	8605050592240	CO1 Ø160 Cu	
	60004613	8605050592257	CO1 Ø170 Cu	
	60004713	8605050592264	CO1 Ø180 Cu	
	60004813	8605050592271	CO1 Ø190 Cu	
	60004913	8605050592288	CO1 Ø200 Cu	
	60005013	8605050592295	CO1 Ø210 Cu	
	60005113	8605050592301	CO1 Ø220 Cu	

CO 2	Šifra artikla Article	Bar kod Barcode	Tip Typ	Broj stranice Page number
	60005211	8605050592318	CO2 Ø60 V2A	47
	60005311	8605050592325	CO2 Ø70 V2A	
	60005411	8605050592332	CO2 Ø80 V2A	
	60005511	8605050592349	CO2 Ø90 V2A	
	60005611	8605050592356	CO2 Ø100 V2A	
	60005711	8605050592363	CO2 Ø110 V2A	
	60005811	8605050592370	CO2 Ø120 V2A	
	60005911	8605050592387	CO2 Ø130 V2A	
	60006011	8605050592394	CO2 Ø140 V2A	
	60006111	8605050592400	CO2 Ø150 V2A	
	60006211	8605050592417	CO2 Ø160 V2A	
	60006311	8605050592424	CO2 Ø170 V2A	
	60006411	8605050592431	CO2 Ø180 V2A	
	60006511	8605050592448	CO2 Ø190 V2A	
	60006611	8605050592455	CO2 Ø200 V2A	
	60006711	8605050592462	CO2 Ø210 V2A	
	60006811	8605050592479	CO2 Ø220 V2A	
	60006912	8605050592486	CO2 Ø60 V4A	
	60007012	8605050592493	CO2 Ø70 V4A	
	60007112	8605050592509	CO2 Ø80 V4A	
	60007212	8605050592516	CO2 Ø90 V4A	
	60007312	8605050592523	CO2 Ø100 V4A	
	60007412	8605050592530	CO2 Ø110 V4A	
	60007512	8605050592547	CO2 Ø120 V4A	
	60007612	8605050592554	CO2 Ø130 V4A	
	60007712	8605050592561	CO2 Ø140 V4A	
	60007812	8605050592578	CO2 Ø150 V4A	
	60007912	8605050592585	CO2 Ø160 V4A	
	60008012	8605050592592	CO2 Ø170 V4A	
	60008112	8605050592608	CO2 Ø180 V4A	
	60008212	8605050592615	CO2 Ø190 V4A	
	60008312	8605050592622	CO2 Ø200 V4A	
	60008412	8605050592639	CO2 Ø210 V4A	
	60008512	8605050592646	CO2 Ø220 V4A	
	60008613	8605050592653	CO2 Ø60 Cu	
	60008713	8605050592660	CO2 Ø70 Cu	
	60008813	8605050592677	CO2 Ø80 Cu	
	60008913	8605050592684	CO2 Ø90 Cu	
	60009013	8605050592691	CO2 Ø100 Cu	
	60009113	8605050592707	CO2 Ø110 Cu	
	60009213	8605050592714	CO2 Ø120 Cu	
	60009313	8605050592721	CO2 Ø130 Cu	
	60009413	8605050592738	CO2 Ø140 Cu	
	60009513	8605050592745	CO2 Ø150 Cu	
	60008613	8605050592752	CO2 Ø160 Cu	
	60008613	8605050592769	CO2 Ø170 Cu	
	60008613	8605050592776	CO2 Ø180 Cu	

CO 3	Šifra artikla Article	Bar kod Barcode	Tip Typ	Broj stranice Page number
	60008711	8605050592820	CO3 Ø60 V2A	48
	60008811	8605050592837	CO3 Ø70 V2A	
	60008911	8605050592844	CO3 Ø80 V2A	
	60009011	8605050592851	CO3 Ø90 V2A	
	60009111	8605050592868	CO3 Ø100 V2A	
	60009211	8605050592875	CO3 Ø110 V2A	
	60009311	8605050592882	CO3 Ø120 V2A	
	60009411	8605050592899	CO3 Ø130 V2A	
	60009511	8605050592905	CO3 Ø140 V2A	
	60009611	8605050592912	CO3 Ø150 V2A	
	60009711	8605050592929	CO3 Ø160 V2A	
	60009811	8605050592936	CO3 Ø170 V2A	
	60009911	8605050592943	CO3 Ø180 V2A	
	60010011	8605050592950	CO3 Ø190 V2A	
	60010111	8605050592967	CO3 Ø200 V2A	
	60010211	8605050592974	CO3 Ø210 V2A	
	60010311	8605050592981	CO3 Ø220 V2A	
	60010412	8605050592998	CO3 Ø60 V4A	
	60010512	8605050593001	CO3 Ø70 V4A	
	60010612	8605050593018	CO3 Ø80 V4A	
	60010712	8605050593025	CO3 Ø90 V4A	
	60010812	8605050593032	CO3 Ø100 V4A	
	60010912	8605050593049	CO3 Ø110 V4A	
	60011012	8605050593056	CO3 Ø120 V4A	
	60011112	8605050593063	CO3 Ø130 V4A	
	60011212	8605050593070	CO3 Ø140 V4A	
	60011312	8605050593087	CO3 Ø150 V4A	
	60011412	8605050593094	CO3 Ø160 V4A	
	60011512	8605050593100	CO3 Ø170 V4A	
	60011612	8605050593117	CO3 Ø180 V4A	
	60011712	8605050593124	CO3 Ø190 V4A	
	60011812	8605050593131	CO3 Ø200 V4A	
	60011912	8605050593148	CO3 Ø210 V4A	
	60012012	8605050593155	CO3 Ø220 V4A	
	60012113	8605050593162	CO3 Ø60 Cu	
	60012213	8605050593179	CO3 Ø70 Cu	
	60012313	8605050593186	CO3 Ø80 Cu	
	60012413	8605050593193	CO3 Ø90 Cu	
	60012513	8605050593209	CO3 Ø100 Cu	
	60012613	8605050593216	CO3 Ø110 Cu	
	60012713	8605050593223	CO3 Ø120 Cu	
	60012813	8605050593230	CO3 Ø130 Cu	
	60012913	8605050593247	CO3 Ø140 Cu	
	60013013	8605050593254	CO3 Ø150 Cu	
	60013113	8605050593261	CO3 Ø160 Cu	
	60013213	8605050593278	CO3 Ø170 Cu	
	60013313	8605050593285	CO3 Ø180 Cu	
	60013413	8605050593292	CO3 Ø190 Cu	
	60013513	8605050593308	CO3 Ø200 Cu	
	60013613	8605050593315	CO3 Ø210 Cu	
	60013713	8605050593322	CO3 Ø220 Cu	

CO 4	Šifra artikla Article	Bar kod Barcode	Tip Typ	Broj stranice Page number
	60013811	8605050593339	CO4 100x100 V2A	49
	60013912	8605050593346	CO4 100x100 V4A	49

CO 5	Šifra artikla Article	Bar kod Barcode	Tip Typ	Broj stranice Page number
	60014111	8605050593353	CO5 100x100 V2A	49
	60014212	8605050593360	CO5 100x100 V4A	49

CO 6	Šifra artikla Article	Bar kod Barcode	Tip Typ	Broj stranice Page number
	60014411	8605050593377	CO6 100x100 V2A	49
	60014512	8605050593384	CO6 100x100 V4A	49

CO 7	Šifra artikla Article	Bar kod Barcode	Tip Typ	Broj stranice Page number
	60014611	8605050593391	CO7 3/8" V2A	50
	60014711	8605050593407	CO7 1/2" V2A	
	60014811	8605050593414	CO7 3/4" V2A	
	60014911	8605050593421	CO7 1" V2A	
	60015011	8605050593438	CO7 5/4" V2A	
	60015111	8605050593445	CO7 1 1/2" V2A	
	60015211	8605050593452	CO7 1 3/4" V2A	
	60015311	8605050593469	CO7 2" V2A	
	60015412	8605050593476	CO7 3/8" V4A	
	60015512	8605050593483	CO7 1/2" V4A	
	60015612	8605050593490	CO7 3/4" V4A	
	60015712	8605050593506	CO7 1" V4A	
	60015812	8605050593513	CO7 5/4" V4A	
	60015912	8605050593520	CO7 1 1/2" V4A	
	60016012	8605050593537	CO7 1 3/4" V4A	
	60016112	8605050593544	CO7 2" V4A	
	60016213	8605050593551	CO7 3/8" Cu	
	60016313	8605050593568	CO7 1/2" Cu	
	60016413	8605050593575	CO7 3/4" Cu	
	60016513	8605050593582	CO7 1" Cu	
	60016613	8605050593599	CO7 5/4" Cu	
	60016713	8605050593605	CO7 1 1/2" Cu	
	60016813	8605050593612	CO7 1 3/4" Cu	
	60016913	8605050593629	CO7 2" Cu	

Kontaktni element
Contact element

KE 1	Šifra artikla Article	Bar kod Barcode	Tip Typ	Broj stranice Page number
	70000111	8605050593636	KE1 V2A	53
	70000212	8605050593643	KE1 V4A	53
	70000419	8605050593667	KE1 UP 1000	53
	70000520	8605050593674	KE1 PL	53

KE 2	Šifra artikla Article	Bar kod Barcode	Tip Typ	Broj stranice Page number
	70000611	8605050593681	KE2 V2A	53
	70000712	8605050593698	KE2 V4A	53
	70000813	8605050593704	KE2 Cu	53
	70000919	8605050593711	KE2 UP 1000	53
	70001020	8605050593728	KE2 PL	53

KE 3	Šifra artikla Article	Bar kod Barcode	Tip Typ	Broj stranice Page number
	70001111	8605050593735	KE3 V2A	53
	70001212	8605050593742	KE3 V4A	53
	70001313	8605050593759	KE3 Cu	53
	70001419	8605050593766	KE3 UP 1000	53
	70001520	8605050593773	KE3 PL	53

KE 4	Šifra artikla Article	Bar kod Barcode	Tip Typ	Broj stranice Page number
	70001611	8605050593780	KE4 V2A	54
	70001712	8605050593797	KE4 V4A	54
	70001919	8605050593810	KE4 UP 1000	54
	70009720	8605050595036	KE4 PL	54

KE 5	Šifra artikla Article	Bar kod Barcode	Tip Typ	Broj stranice Page number
	70002011	8605050593827	KE5 V2A	54
	70002112	8605050593834	KE5 V4A	54
	70002213	8605050593841	KE5 Cu	54
	70002319	8605050593858	KE5 UP 1000	54
	70009820	8605050595043	KE5 PL	54

KE 6	Šifra artikla Article	Bar kod Barcode	Tip Typ	Broj stranice Page number
	70002411	8605050593865	KE6 V2A	54
	70002512	8605050593872	KE6 V4A	54
	70002613	8605050593889	KE6 Cu	54
	70002719	8605050593896	KE6 UP 1000	54
	70009920	8605050595050	KE6 PL	54

KE 7	Šifra artikla Article	Bar kod Barcode	Tip Typ	Broj stranice Page number
	70002811	8605050593902	KE7 V2A	55
	70002912	8605050593919	KE7 V4A	55
	70003119	8605050593933	KE7 UP 1000	55

KE 8	Šifra artikla Article	Bar kod Barcode	Tip Typ	Broj stranice Page number
	70003211	8605050593940	KE8 V2A	55
	70003312	8605050593957	KE8 V4A	55
	70003413	8605050593964	KE8 Cu	55
	70003519	8605050593971	KE8 UP 1000	55

KE9	Šifra artikla Article	Bar kod Barcode	Tip Typ	Broj stranice Page number
	70003211	8605050593988	KE9 V2A	55
	70003312	8605050593995	KE9 V4A	55
	70003413	8605050594008	KE9 Cu	55
	70003519	8605050594015	KE9 UP 1000	55

KE10	Šifra artikla Article	Bar kod Barcode	Tip Typ	Broj stranice Page number
	70004011	8605050594022	KE10 V2A	56
	70004112	8605050594039	KE10 V4A	56
	70004319	8605050594053	KE10 UP 1000	56
	70010020	8605050595128	KE10 PL	56

KE11	Šifra artikla Article	Bar kod Barcode	Tip Typ	Broj stranice Page number
	70004411	8605050594060	KE11 V2A	56
	70004512	8605050594077	KE11 V4A	56
	70004719	8605050594091	KE11 UP 1000	56
	70010120	8605050595135	KE11 PL	56

KE12	Šifra artikla Article	Bar kod Barcode	Tip Typ	Broj stranice Page number
	70004811	8605050594107	KE12 Ø8-10 V2A	56
	70004912	8605050594114	KE12 Ø8-10 V4A	56
	70005013	8605050594121	KE12 Ø8 Cu	56
	70005119	8605050594138	KE12 Ø8-10 UP 1000	56
	70005211	8605050594145	KE12 ≤30 V2A	56
	70005312	8605050594152	KE12 ≤30 V4A	56
	70005413	8605050594169	KE12 ≤30 Cu	56
	70005519	8605050594176	KE12 ≤30 UP 1000	56

KE 13	Šifra artikla Article	Bar kod Barcode	Tip Typ	Broj stranice Page number
	70005611	8605050594183	KE13 Ø8-10 V2A	57
	70005712	8605050594190	KE13 Ø8-10 V4A	57
	70005813	8605050594206	KE13 Ø8 Cu	57
	70010214	8605050595180	KE13 Ø8-10 Al	57

KE 14	Šifra artikla Article	Bar kod Barcode	Tip Typ	Broj stranice Page number
	70005911	8605050594213	KE14 Ø8-10 V2A	57
	70006012	8605050594220	KE14 Ø8-10 V4A	57
	70006113	8605050594237	KE14 Ø 8 Cu	57
	70006219	8605050594244	KE14 Ø8-10 UP 1000	57

KE 15	Šifra artikla Article	Bar kod Barcode	Tip Typ	Broj stranice Page number
	70006311	8605050594251	KE15 Ø8-10 V2A	57
	70006412	8605050594268	KE15 Ø8-10 V4A	57
	70006513	8605050594275	KE15 Ø8 Cu	57
	70006619	8605050594282	KE15 Ø8-10 UP 1000	57
	70006711	8605050594299	KE15 ≤25 V2A	57
	70006812	8605050594305	KE15 ≤25 V4A	57
	70007019	8605050594329	KE15 ≤25 UP 1000	57

KE16	Šifra artikla Article	Bar kod Barcode	Tip Typ	Broj stranice Page number
	70007111	8605050594336	KE16 Ø8-10 V2A	58
	70007212	8605050594343	KE16 Ø8-10 V4A	58
	70007313	8605050594350	KE16 Ø8 Cu	58
	70007419	8605050594367	KE16 Ø8-10 UP 1000	58
	70007511	8605050594374	KE16 ≤20 V2A	58
	70007612	8605050594381	KE16 ≤20 V4A	58
	70007819	8605050594404	KE16 ≤20 UP 1000	58

KE17	Šifra artikla Article	Bar kod Barcode	Tip Typ	Broj stranice Page number
	70007920	8605050594411	KE17 < Ø20 PL	58
	70008020	8605050594428	KE17 < Ø32 PL	58

KE18	Šifra artikla Article	Bar kod Barcode	Tip Typ	Broj stranice Page number
	70008111	8605050594435	KE18 Ø8-10 V2A	58
	70008212	8605050594442	KE18 Ø8-10 V4A	58
	70008313	8605050594459	KE18 Ø8 Cu	58
	70008419	8605050594466	KE18 Ø8-10 UP 1000	58

KE19	Šifra artikla Article	Bar kod Barcode	Tip Typ	Broj stranice Page number
	70008511	8605050594473	KE19 Ø8-10 V2A	59
	70008612	8605050594480	KE19 Ø8-10 V4A	59
	70008713	8605050594497	KE19 Ø8 Cu	59
	70008819	8605050594503	KE19 Ø8-10 UP 1000	59
	70008911	8605050594510	KE19 ≤20 V2A	59
	70009012	8605050594527	KE19 ≤20 V4A	59
	70009219	8605050594541	KE19 ≤20 UP 1000	59

KE20	Šifra artikla Article	Bar kod Barcode	Tip Typ	Broj stranice Page number
	70009311	8605050594558	KE20 Ø8-10 V2A	59
	70009412	8605050594565	KE20 Ø8-10 V4A	59
	70009513	8605050594572	KE20 Ø8 Cu	59
	70009619	8605050594589	KE20 Ø8-10 UP 1000	59

Provodnik
Conductor

PU 1	Šifra artikla Article	Bar kod Barcode	Tip Typ	Broj stranice Page number
	80000113	8605050594596	PU1 Ø8 Cu	62

PU 2	Šifra artikla Article	Bar kod Barcode	Tip Typ	Broj stranice Page number
	80000211	8605050594602	PU2 Ø8 V2A	62
	80000312	8605050594619	PU2 Ø8 V4A	62
	80000411	8605050594626	PU2 Ø10 V2A	62
	80000512	8605050594633	PU2 Ø10 V4A	62

PU 3	Šifra artikla Article	Bar kod Barcode	Tip Typ	Broj stranice Page number
	80000614	8605050594640	PU3 Ø8 Al	62
	80000714	8605050594657	PU3 Ø10 Al	62

PU 4	Šifra artikla Article	Bar kod Barcode	Tip Typ	Broj stranice Page number
	80000811	8605050594664	PU4 30x3.5 V2A	63
	80000912	8605050594671	PU4 30x3.5 V4A	63

PU 5	Šifra artikla Article	Bar kod Barcode	Tip Typ	Broj stranice Page number
	80001021	8605050594688	PU5 20x3 TC	63
	80001121	8605050594695	PU5 25x4 TC	63

PU 6	Šifra artikla Article	Bar kod Barcode	Tip Typ	Broj stranice Page number
	80001221	8605050594701	PU6 L-1000 TC	63
	80001321	8605050594718	PU6 L-1500 TC	63
	80001421	8605050594725	PU6 L-2000 TC	63
	80001521	8605050594732	PU6 L-3000 TC	63

PU 7	Šifra artikla Article	Bar kod Barcode	Tip Typ	Broj stranice Page number
	80002221	8605050595142	PU7 L-1000 TC	63
	80002321	8605050595159	PU7 L-1500 TC	63
	80002421	8605050595166	PU7 L-2000 TC	63
	80002521	8605050595173	PU7 L-3000 TC	63

PU 8	Šifra artikla Article	Bar kod Barcode	Tip Typ	Broj stranice Page number
	80001613	8605050594749	PU8 Ø14.2 FeCu	64
	80001713	8605050594756	PU8 Ø17.2 FeCu	64
	80001813	8605050594763	PU8 Ø20 FeCu	64

PU 8	Šifra artikla Article	Bar kod Barcode	Tip Typ	Broj stranice Page number
	80001911	8605050594770	PU8 Ø20 V2A	64
	80002012	8605050594787	PU8 Ø20 V4A	64

PU 9	Šifra artikla Article	Bar kod Barcode	Tip Typ	Broj stranice Page number
	80002114	8605050594794	PU9 Ø8 Al	64

Štapne hvataljke
Termination rod

SH1	Šifra artikla Article	Bar kod Barcode	Tip Typ	Broj stranice Page number
	90000114	8605050594800	SH1 L-1m AL	66
	90000214	8605050594817	SH1 L-1.5m (0.5/1) Al	66
	90000314	8605050594824	SH1 L-2m (1/1) Al	66
	90000414	8605050594831	SH1 L-2.5m (1.5/1) Al	66
	90000514	8605050594848	SH1 L-3m (2/1) Al	66
	90000614	8605050594855	SH1 L-4m (3/1) Al	66

SH2	Šifra artikla Article	Bar kod Barcode	Tip Typ	Broj stranice Page number
	90000714	8605050594985	SH2 L-4m (2/2) Al	66
	90000814	8605050594992	SH2 L-5m (3/2) Al	66
	90000914	8605050595005	SH2 L-5.5m (3/2.5) Al	66
	90001014	8605050595012	SH2 L-6m (3/3) Al	66
	90001114	8605050595029	SH2 L-7m (3/4) Al	66

SH3	Šifra artikla Article	Bar kod Barcode	Tip Typ	Broj stranice Page number
	90001200	8605050594886	SH3	67

SH4	Šifra artikla Article	Bar kod Barcode	Tip Typ	Broj stranice Page number
	90001300	8605050594893	SH4	67

SH5	Šifra artikla Article	Bar kod Barcode	Tip Typ	Broj stranice Page number
	90001400	8605050594909	SH5	67

SH6	Šifra artikla Article	Bar kod Barcode	Tip Typ	Broj stranice Page number
	90001521	8605050594916	SH6	68

SH7	Šifra artikla Article	Bar kod Barcode	Tip Typ	Broj stranice Page number
	90001600	8605050594923	SH7	68

SH8	Šifra artikla Article	Bar kod Barcode	Tip Typ	Broj stranice Page number
	90001700	8605050594930	SH8	68

Alati
Tools

Al1	Šifra artikla Article	Bar kod Barcode	Tip Typ	Broj stranice Page number
	100000100	8605050594947	Al1	70

Al2	Šifra artikla Article	Bar kod Barcode	Tip Typ	Broj stranice Page number
	100000200	8605050594954	Al2	70

Al3	Šifra artikla Article	Bar kod Barcode	Tip Typ	Broj stranice Page number
	100000300	8605050594961	Al3	71

Al4	Šifra artikla Article	Bar kod Barcode	Tip Typ	Broj stranice Page number
	100000400	8605050594978	Al4	71